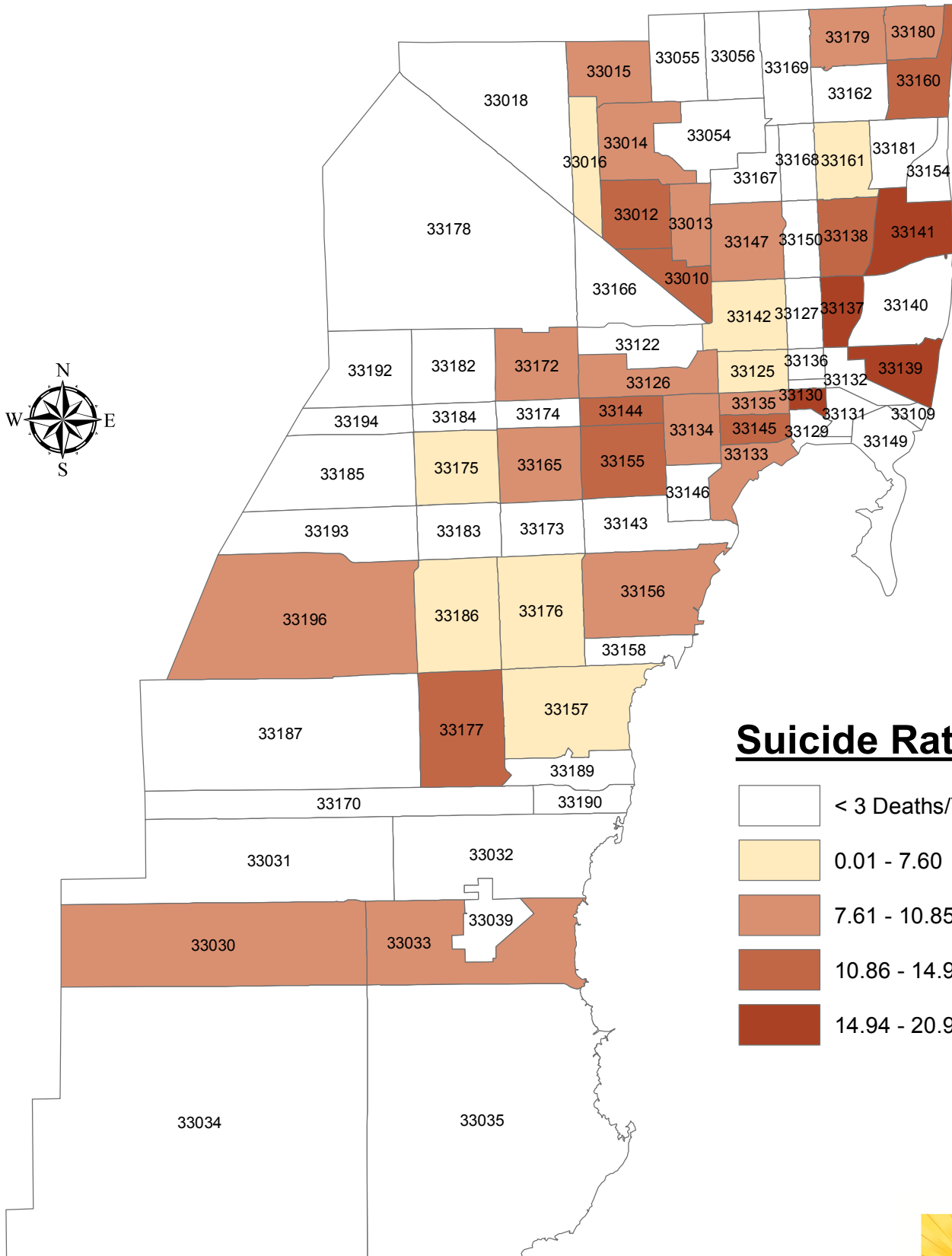
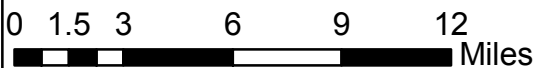
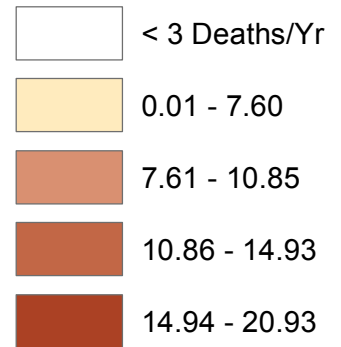




Suicide Rate Per 100,000 Residents, All Ages Miami-Dade County, 2010 - 2012



Suicide Rate



Suicide Rates by Zip Code of Residence, 2010-2012

Zip Code (Communities)*	2010 Deaths	2011 Deaths	2012 Deaths	2010 - 2012 Avg. Rate/100,000
33130 (Little Havana, Downtown)	6	3	6	20.93
33139 (South Beach)	9	7	5	17.92
33141 (North Miami Beach, North Bay Village)	6	7	6	17.09
33137 (Upper East Side, Wynwood, Little Haiti)	2	3	5	16.56
33155 (Coral Terrace, Westchester)	10	4	6	14.93
33145 (Coral Way, Shenandoah)	6	3	5	14.90
33177 (South Miami Heights, Richmond West)	8	7	7	13.52
33144 (West Miami, Flagami)	5	1	4	13.45
33010 (Hialeah)	5	7	6	13.01
33160 (North Miami Beach Sunny Isles, Aventura)	7	6	1	12.78
33012 (Hialeah)	9	9	10	12.69
33138 (Miami Shores, Upper East Side)	4	3	3	11.62
33014 (Miami Lakes, Hialeah)	5	4	4	10.85
33156 (Pinecrest, Coral Gables)	4	2	4	10.37
33135 (Little Havana)	3	3	5	10.26
33165 (Westchester, Olympia Heights)	3	6	7	9.59
33015 (Palm Springs North, Country Club)	6	5	6	9.37
33179 (Ives Estates, Miami Gardens)	2	7	2	9.31
33196 (The Hammocks, Country Walk)	3	5	4	9.08
33147 (West Little River, Gladeview)	5	4	3	8.90
33172 (Doral, Fountainbleau)	4	1	5	8.79
33033 (Homestead, Leisure City)	5	1	7	8.76
County	224	200	228	8.75
33180 (Aventura, Ojus)	3	2	3	8.73
33126 (Flagami, Doral, Airport)	0	8	4	8.46
33030 (Homestead)	2	3	3	8.39
33133 (Coconut Grove)	3	2	3	8.24
33134 (Coral Gables, Flagami)	3	4	2	8.22
33013 (Hialeah)	3	1	4	8.20
33125 (Little Havana, Allapattah)	3	5	4	7.60
33186 (The Hammocks, The Crossings)	5	6	4	7.33
33161 (North Miami, Biscayne Park)	3	4	4	6.89
33142 (Brownsville, Allapattah, Model City)	4	3	4	6.73
33157 (Palmetto Bay, Cutler Bay, West Perrine)	5	1	7	6.66
33016 (Hialeah, Miami Lakes)	3	4	2	6.48
33176 (Kendall)	2	2	5	6.04
33175 (Kendale Lakes, Tamiami)	5	1	3	5.58

*Zip code not listed if fewer than 3 suicides/year