

HIV Epidemiology In Miami-Dade County, 2022

DEPARTMENT OF HEALTH



Data as of 6/30/2023

Acronyms

 **HIV:** Human Immunodeficiency Virus

 **AIDS:** Acquired Immune Deficiency Syndrome

 **IDU:** Injection Drug Use

 **MMSC:** Male-to-Male Sexual Contact

 **MSM:** Men Who Have Sex with Men

Acronyms, continued

- 🚫 **IDU:** Injection Drug Use
- 🚫 **MMSC:** Male-to-Male Sexual Contact
- 🚫 **MMSC/IDU:** Male-to-male sexual contact and injection drug use.
- 🚫 **MSM:** Men Who Have Sex with Men
- 🚫 **nPEP:** Non-Occupational Post-Exposure Prophylaxis
- 🚫 **PEP:** Post-Exposure Prophylaxis
- 🚫 **PrEP:** Pre-Exposure Prophylaxis

Acronyms, continued

 **PWH:** Persons with HIV

 **PWID:** Persons Who Inject Drugs

 **STI:** Sexually Transmitted Infection

 **VL:** Viral Load

Technical Notes

- ⚡ Data for 2020 and 2021 should be interpreted with caution due to the impact of a public health emergency on HIV testing, care-related services, and case surveillance activities in state and local jurisdictions.
- ⚡ Unless otherwise noted, all data in this presentation are as of 6/30/2023.

Technical Notes, continued

- ⦿ Each year, the HIV data for the previous calendar year and all prior years back to 1979 are finalized and frozen for reporting purposes on June 30. The frozen data are used in all data reports until the following June 30, when the continuously deduplicated HIV/AIDS data set will be finalized and frozen again.
- ⦿ Unless otherwise noted, population-related data (such as rates) are provided by FLHealthCHARTS as of 6/30/2023.

Technical Notes, continued

- 🦏 HIV-Related deaths represent persons with an HIV diagnosis in the CDC's enhanced HIV/AIDS Reporting System (eHARS) who resided in Florida at death and whose underlying cause of death was HIV, regardless of whether their HIV status was reported in Florida.
- 🦏 STI data are derived from the Surveillance Tools and Reporting System (STARS) and provided by the STD Prevention and Control Section as of 7/01/2023.

Technical Notes, continued

- 🧣 HIV diagnoses by year represent persons whose HIV was diagnosed in that year, regardless of AIDS status at time of diagnosis.
- 🧣 AIDS and HIV diagnoses by year are not mutually exclusive and cannot be added together.

Technical Notes, continued

- 🦏 HIV prevalence data represent PWH living in Florida through the end of the calendar year, regardless of where they were diagnosed.
- 🦏 For diagnosis data over time, sub-geographical area data exclude Florida Department of Corrections (FDC) and Federal Correctional Institution (FCI) diagnoses. For prevalence data, area and county data include FDC and FCI data.

Technical Notes, continued

- 🧡 Adult diagnoses represent people ages 13 years and older; pediatric diagnoses represent people under the age of 13 years.
- For data by year of diagnosis, age is by age at diagnosis.
 - For prevalence data, age is by current age at the end of the most recent calendar year, regardless of age at diagnosis.

Technical Notes, continued

⚡ Unless noted, White and Black people are non-Hispanic/Latino, and Other (which may be omitted in some graphs due to small numbers) represents American Indian/Alaska Native, Asian/Pacific Islander, or multi-racial.

Definitions of Mode of Exposure Categories

- Heterosexual:** Sexual contact between a male and female who received an HIV diagnosis or had a known HIV risk.
- Other Sexual Contact:** Other sexual contact resulting in a person acquiring HIV.
- Other Risk:** Includes recipients of clotting factor for hemophilia or other coagulation disorders, recipients of HIV-infected blood or blood components other than clotting factor or of HIV-infected tissue, perinatal and other pediatric risks, or other confirmed risks.

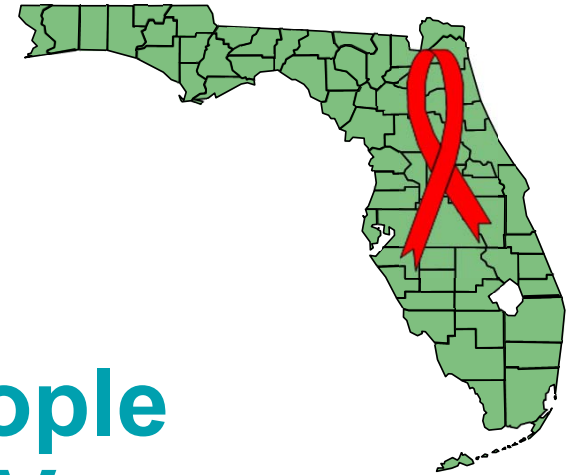
Florida's Four Key Components Plan To Eliminate HIV Transmission and Reduce HIV-Related Deaths

- 🎗️ Implement routine HIV and STI screening in health care settings and priority testing in non-health care settings.
- 🎗️ Provide rapid access to treatment and ensure retention in care (Test and Treat).

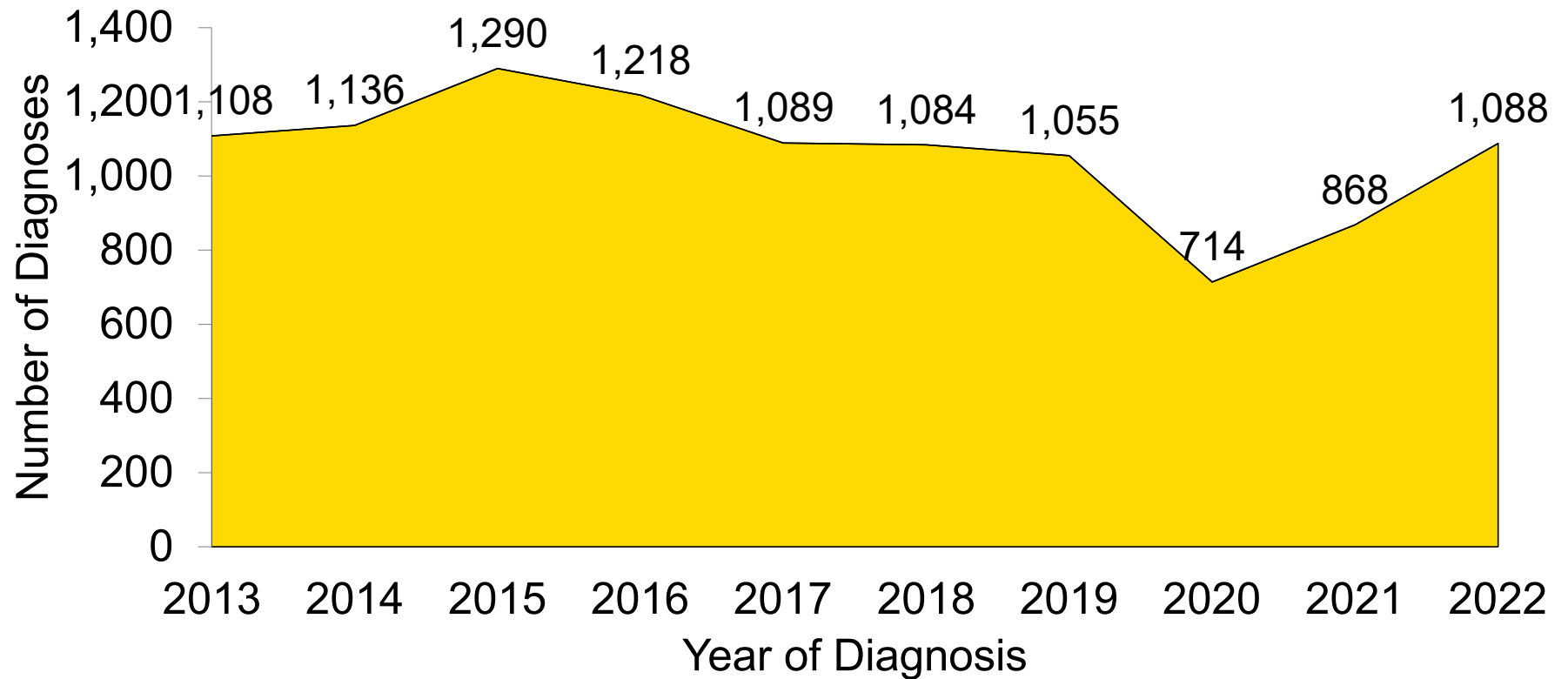
Florida's Four Key Components Plan To Eliminate HIV Transmission and Reduce HIV-Related Deaths, Continued

- 🎗️ Improve and promote access to antiretroviral PrEP and nPEP.
- 🎗️ Increase HIV awareness and community response through outreach, engagement, and messaging.

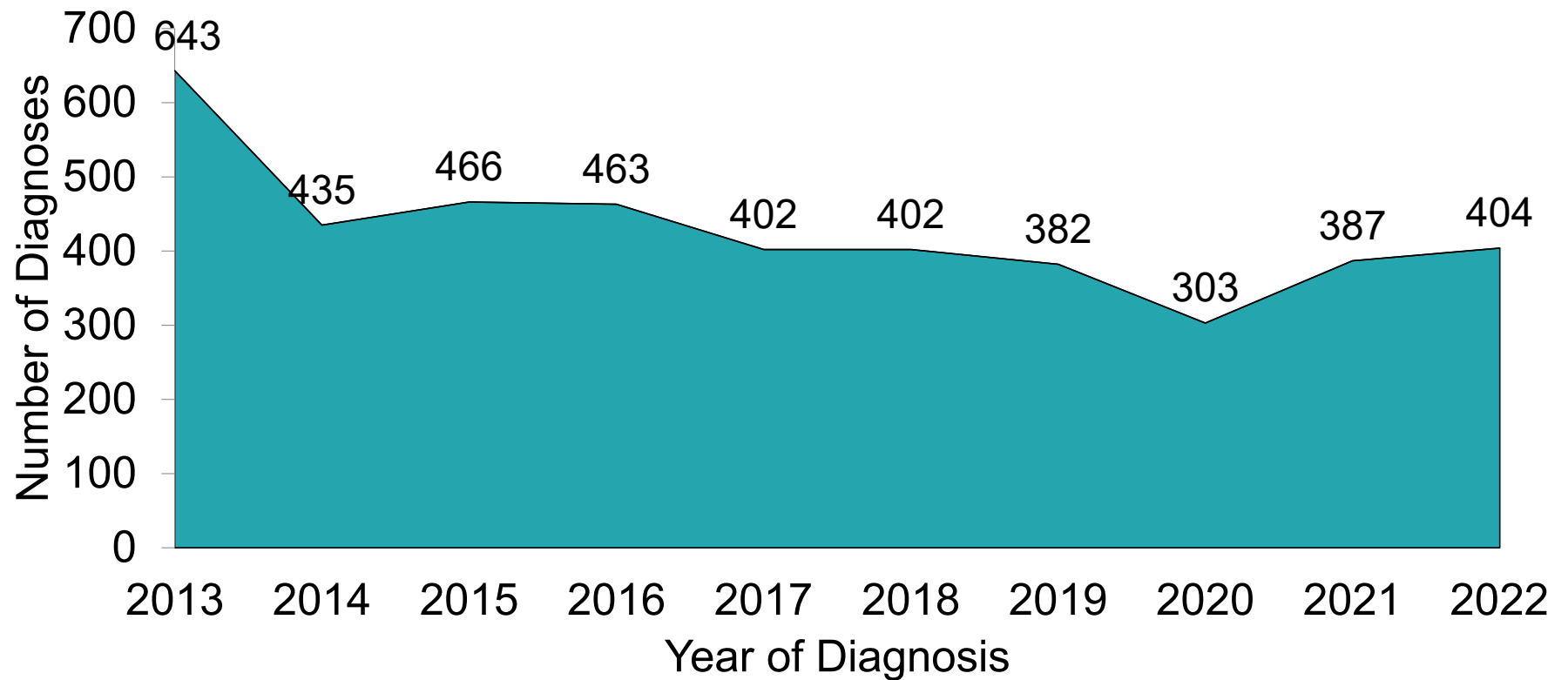
Demographics of People Diagnosed with HIV



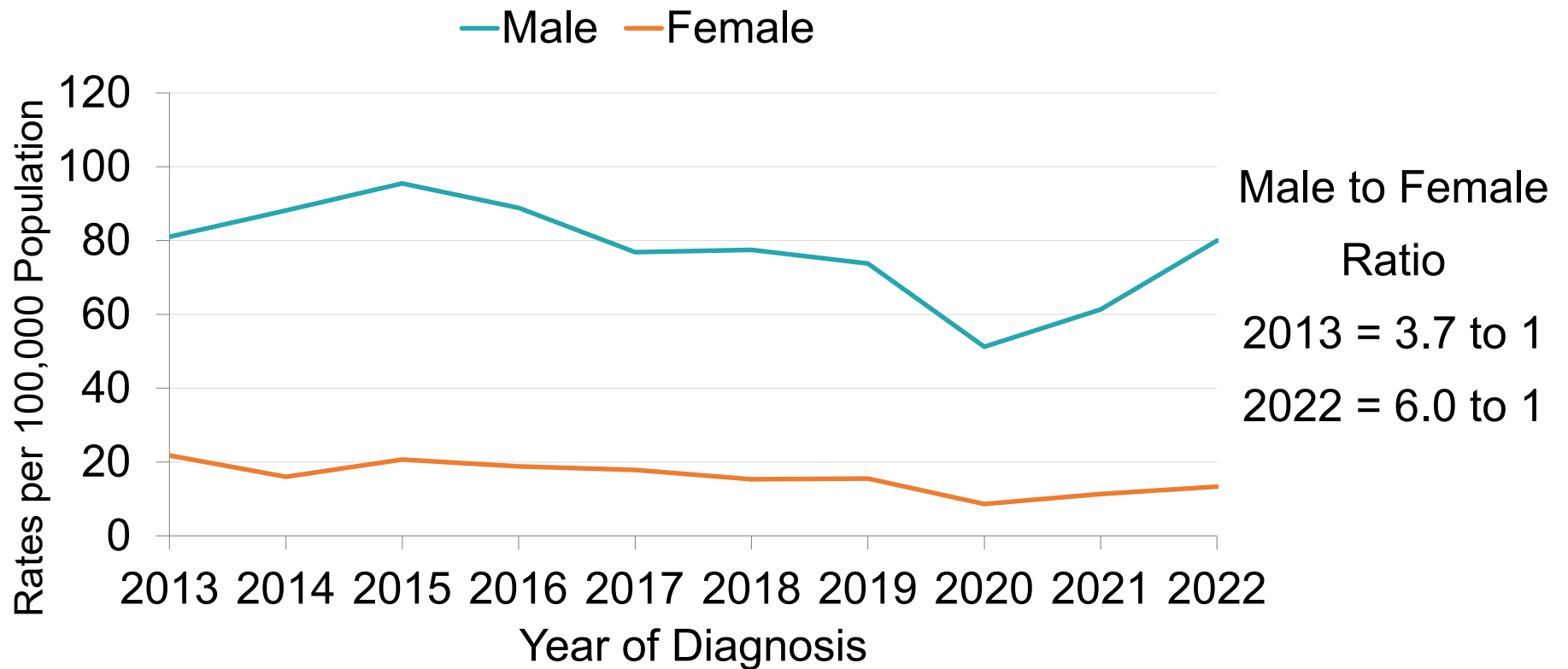
Diagnoses of HIV, 2013–2022, Miami-Dade County



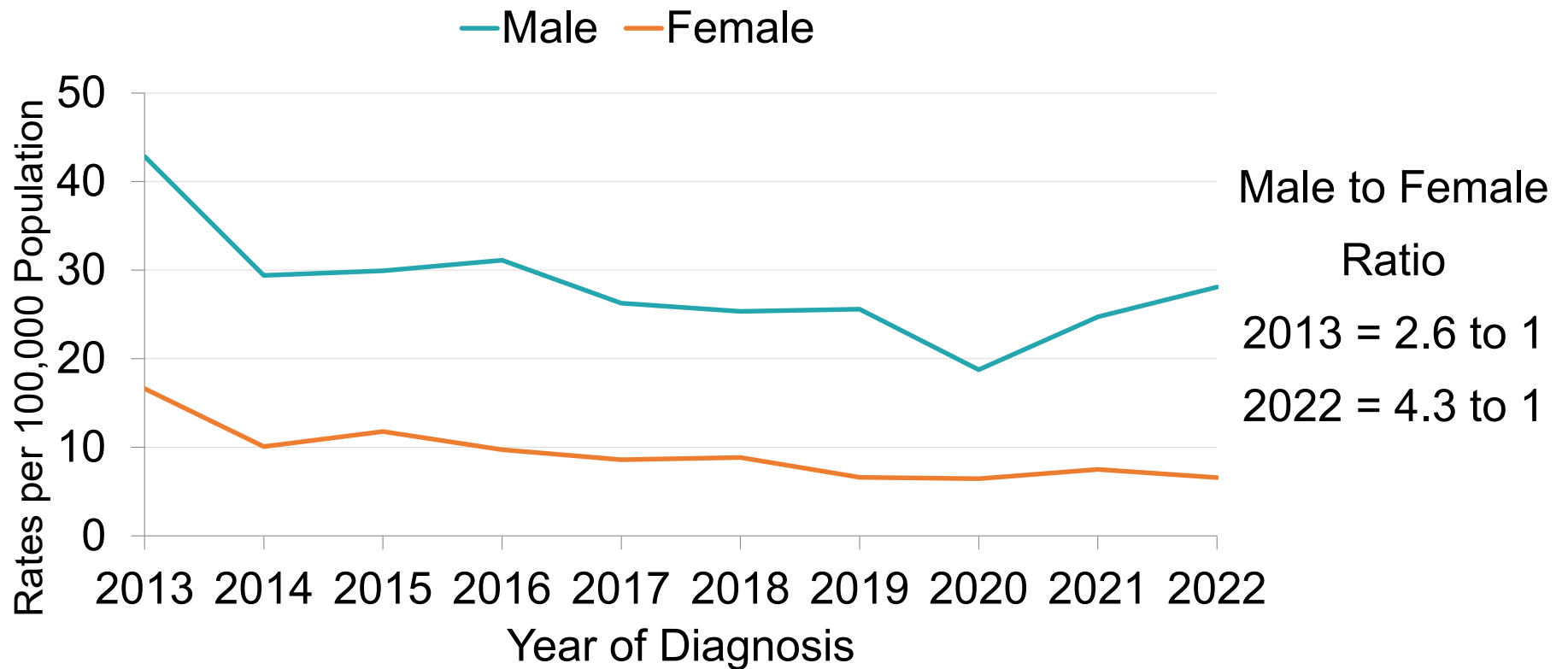
Diagnoses of AIDS, 2013–2022, Miami-Dade County



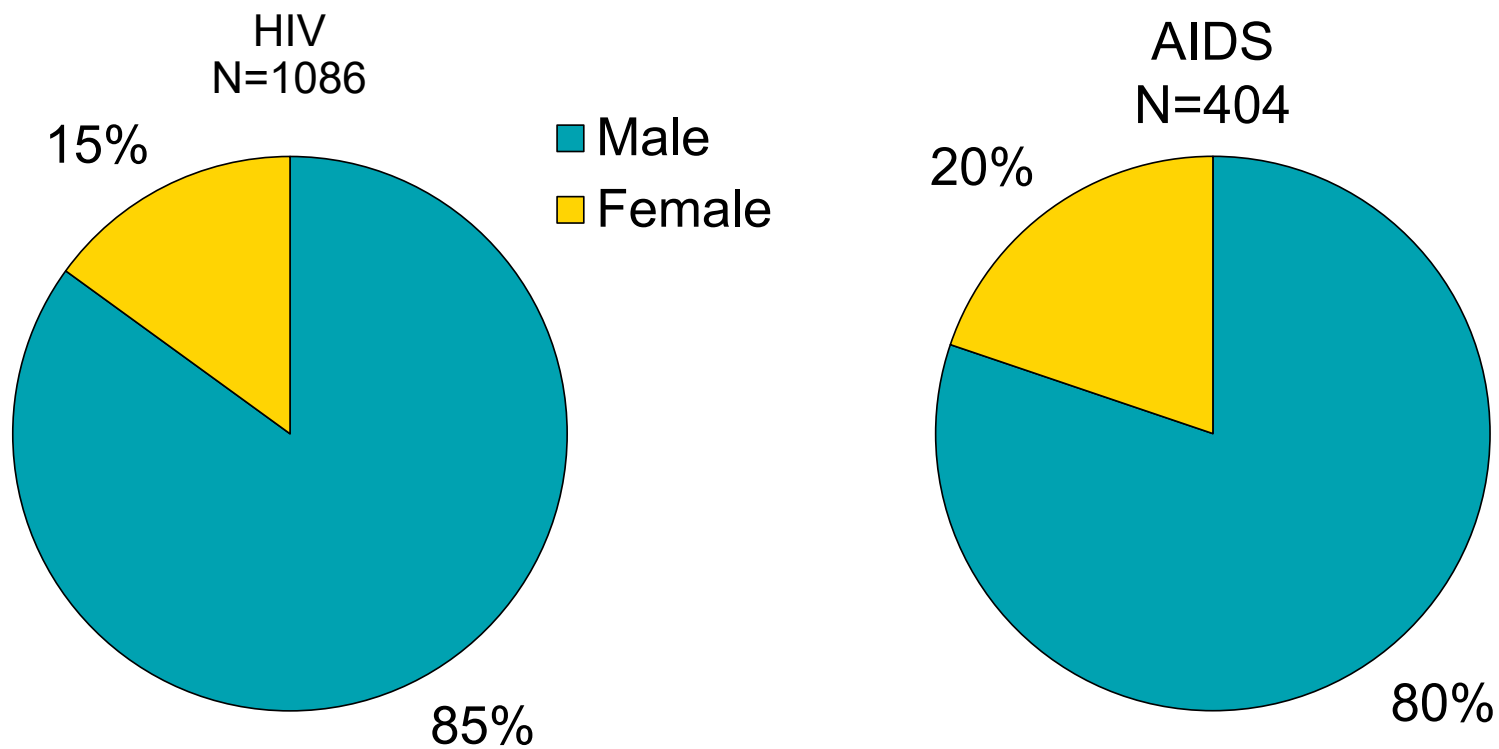
Adult HIV Diagnosis Rates by Sex, 2013–2022, Miami-Dade County



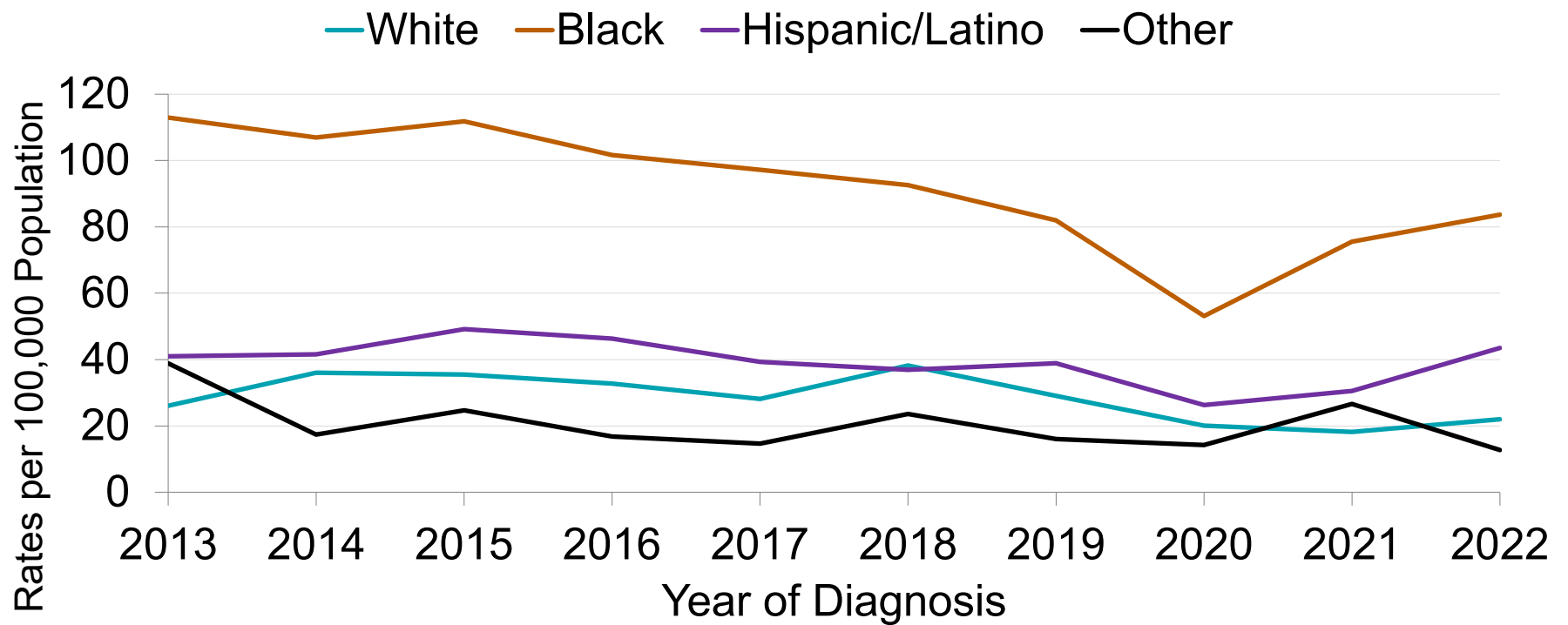
Adult AIDS Diagnosis Rates by Sex, 2013–2022, Miami-Dade County



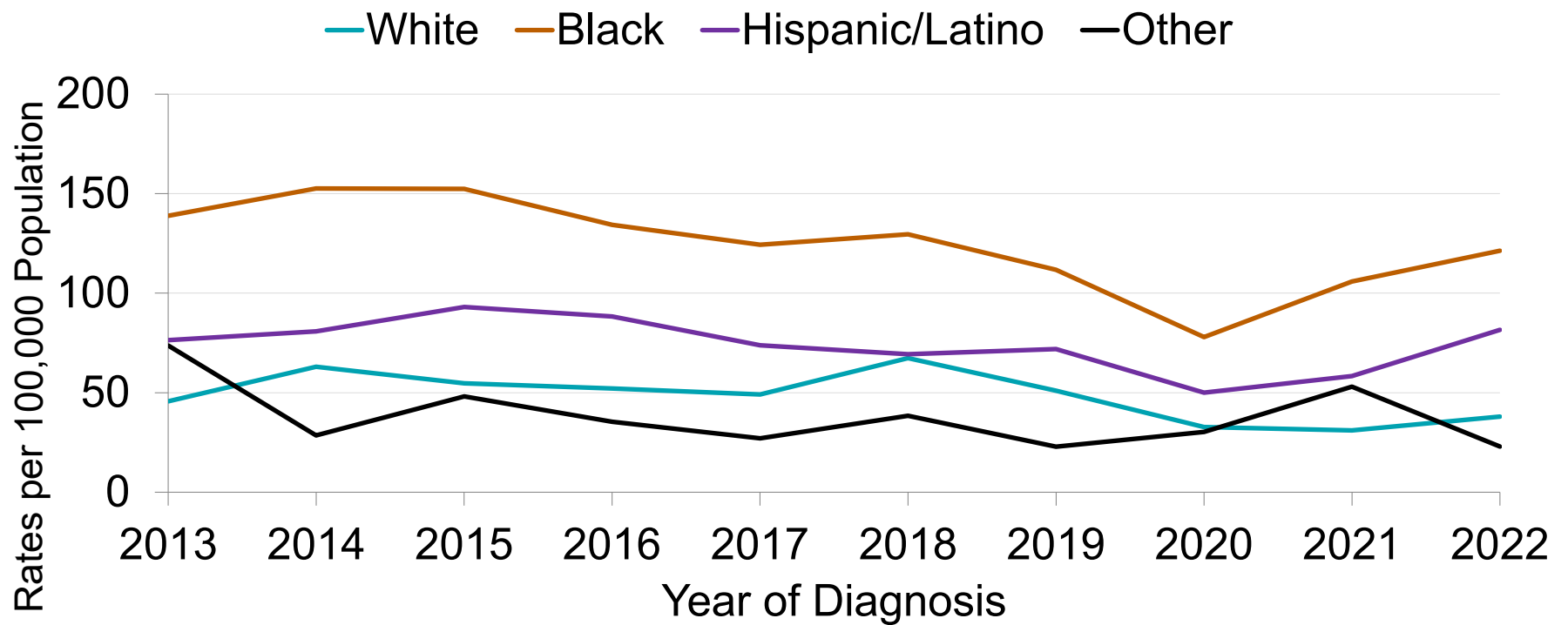
Adult HIV and AIDS Diagnoses By Sex, 2022, Miami-Dade County



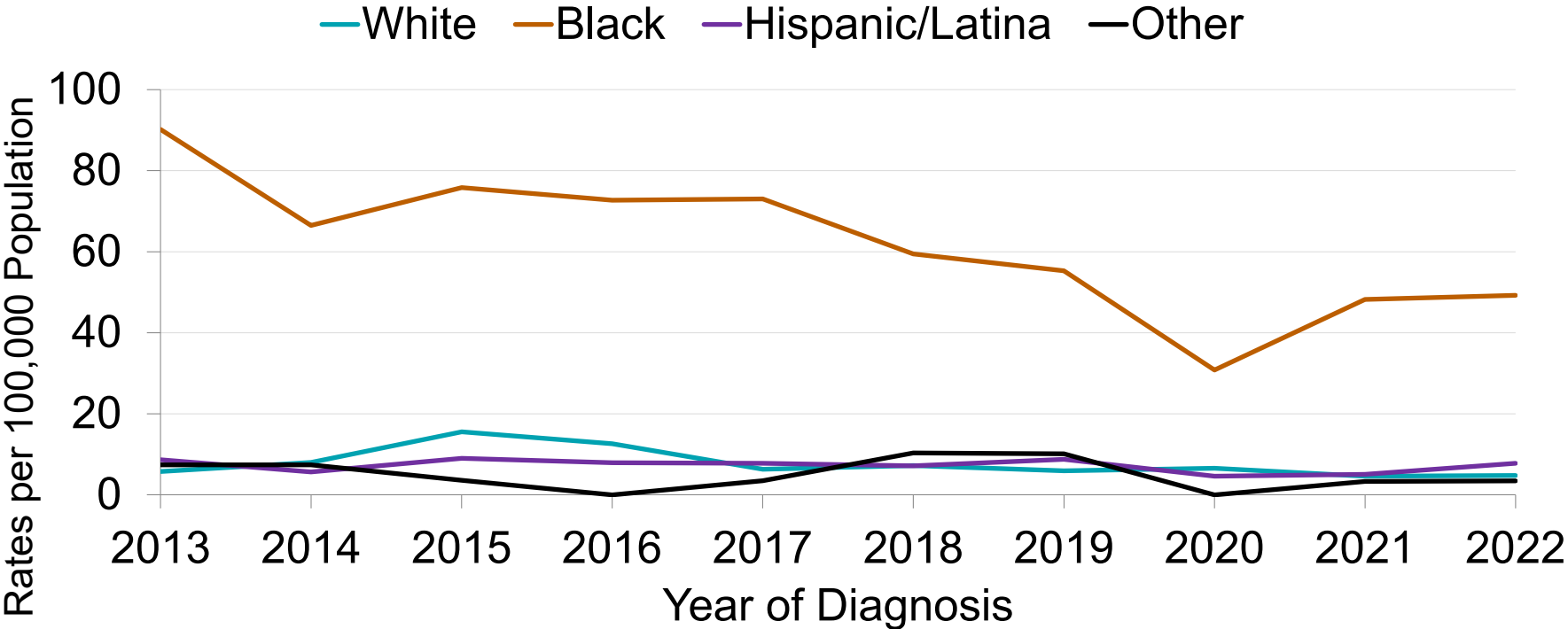
Adult HIV Diagnosis Rates By Race or Ethnicity, 2013–2022, Miami-Dade County



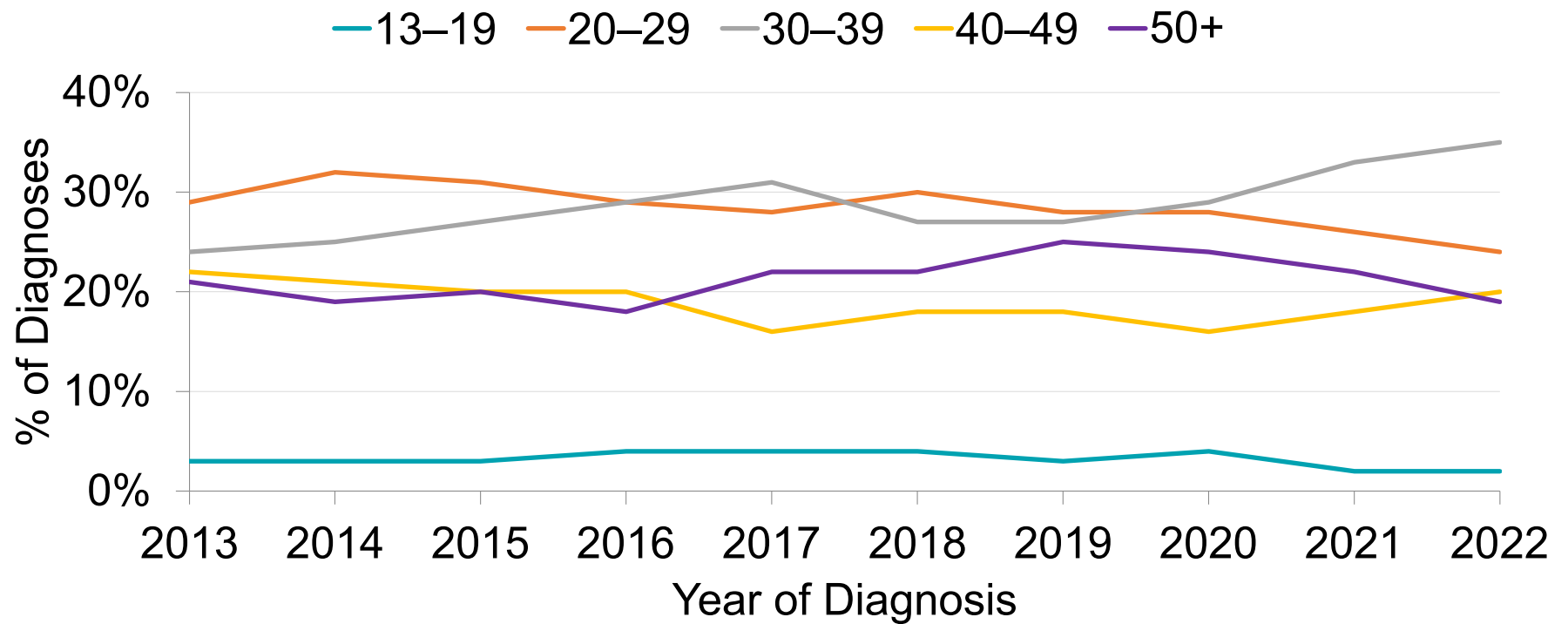
Adult Male HIV Diagnosis Rates By Race or Ethnicity, 2013–2022, Miami-Dade County



Adult Female HIV Diagnosis Rates By Race or Ethnicity, 2013–2022, Miami-Dade County




Adult HIV Diagnoses by Age At Diagnosis, 2013–2022, Miami-Dade County

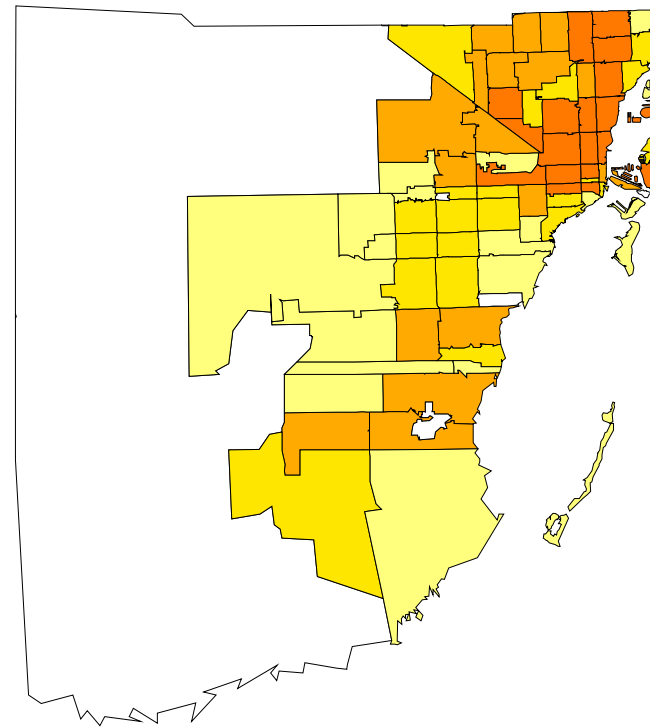


Adult HIV Diagnoses by ZIP Code of Residence At Diagnosis, 2020–2022, Miami-Dade County

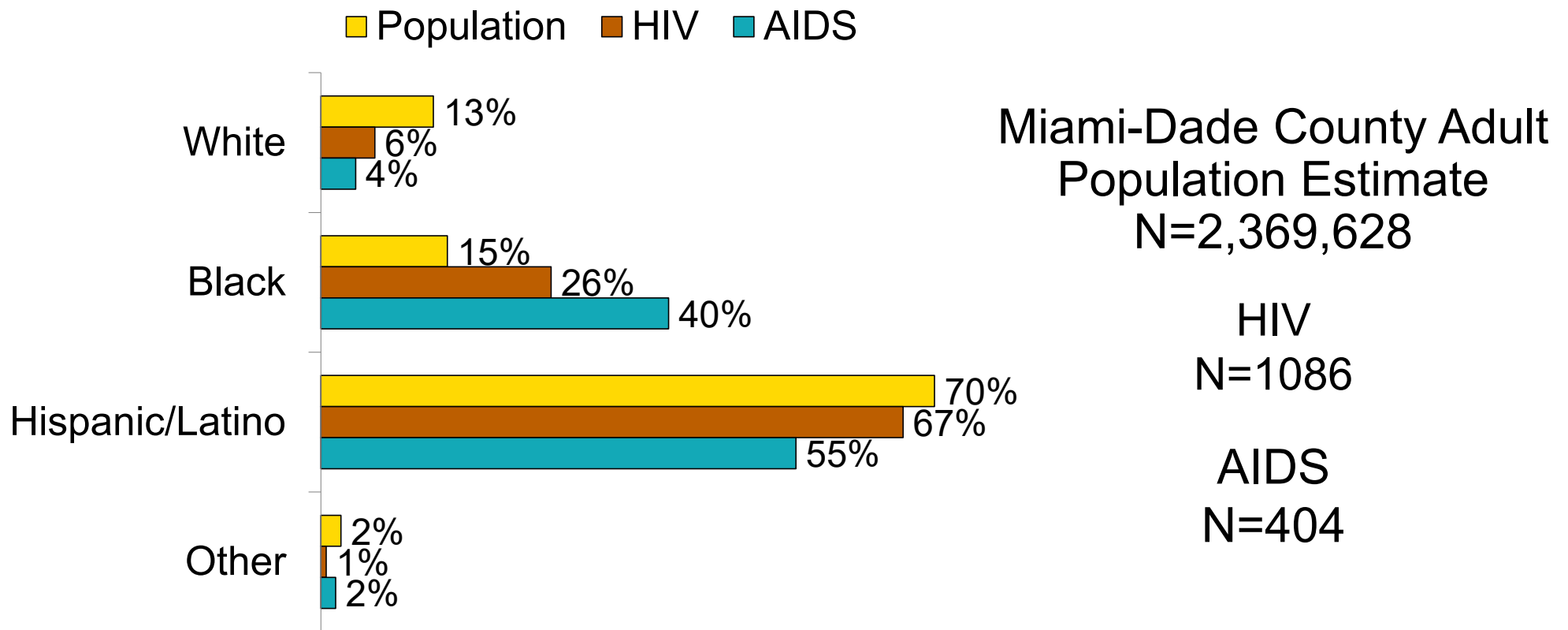
Adult HIV Diagnoses



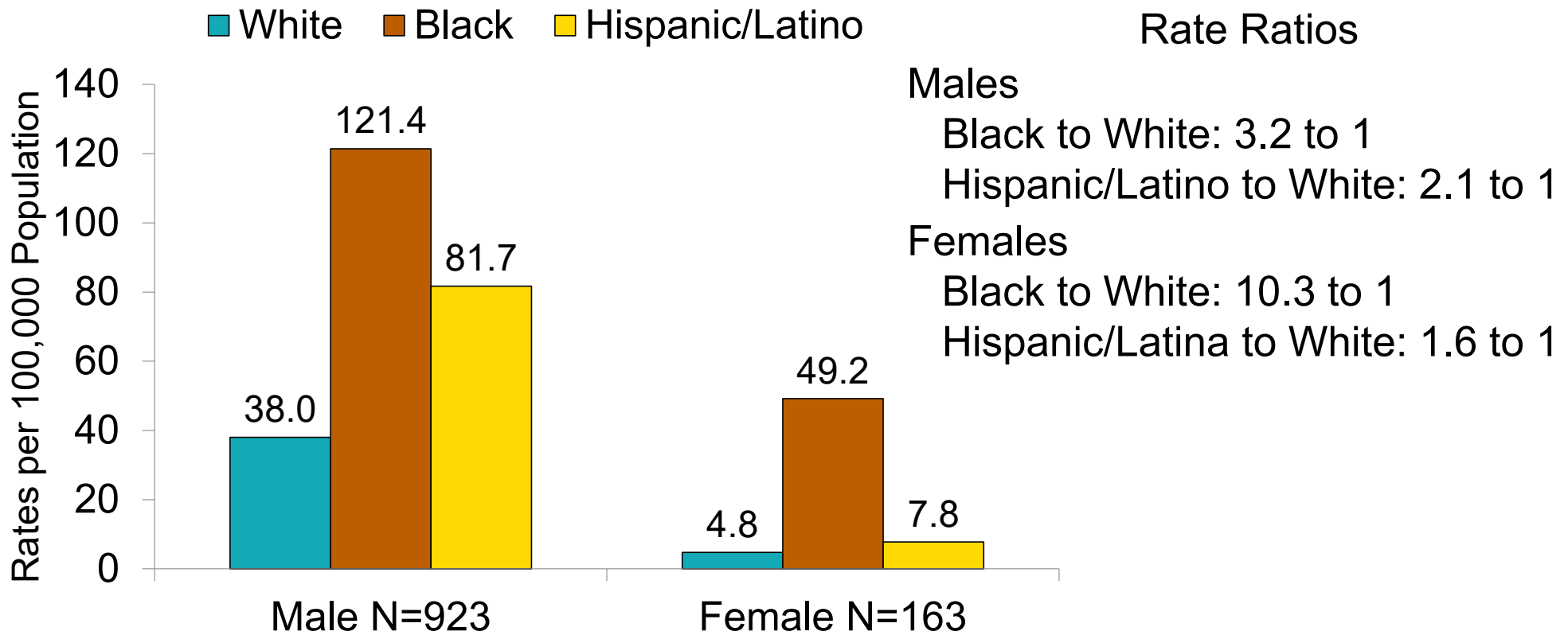
N=2,616



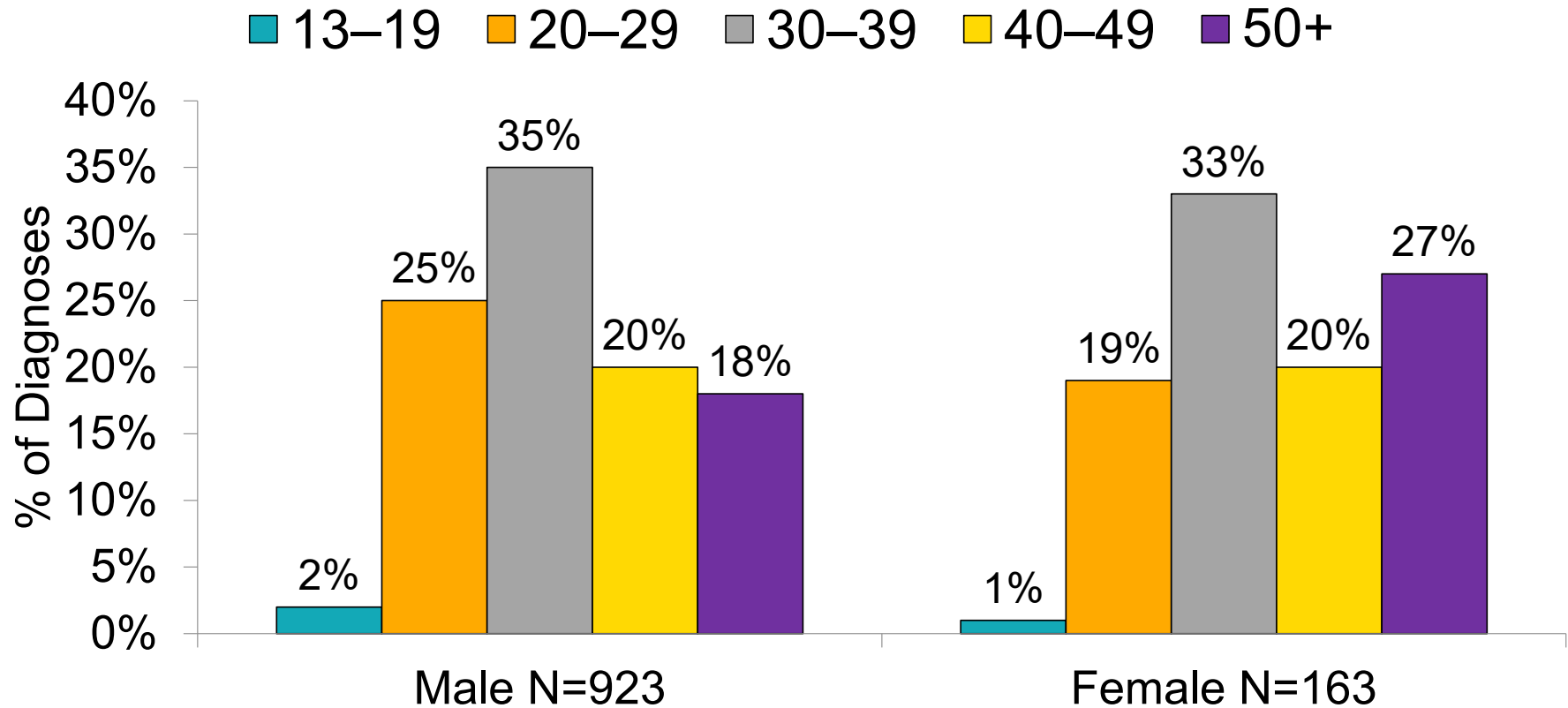
Adult HIV and AIDS Diagnoses and Population by Race or Ethnicity, 2022, Miami-Dade County



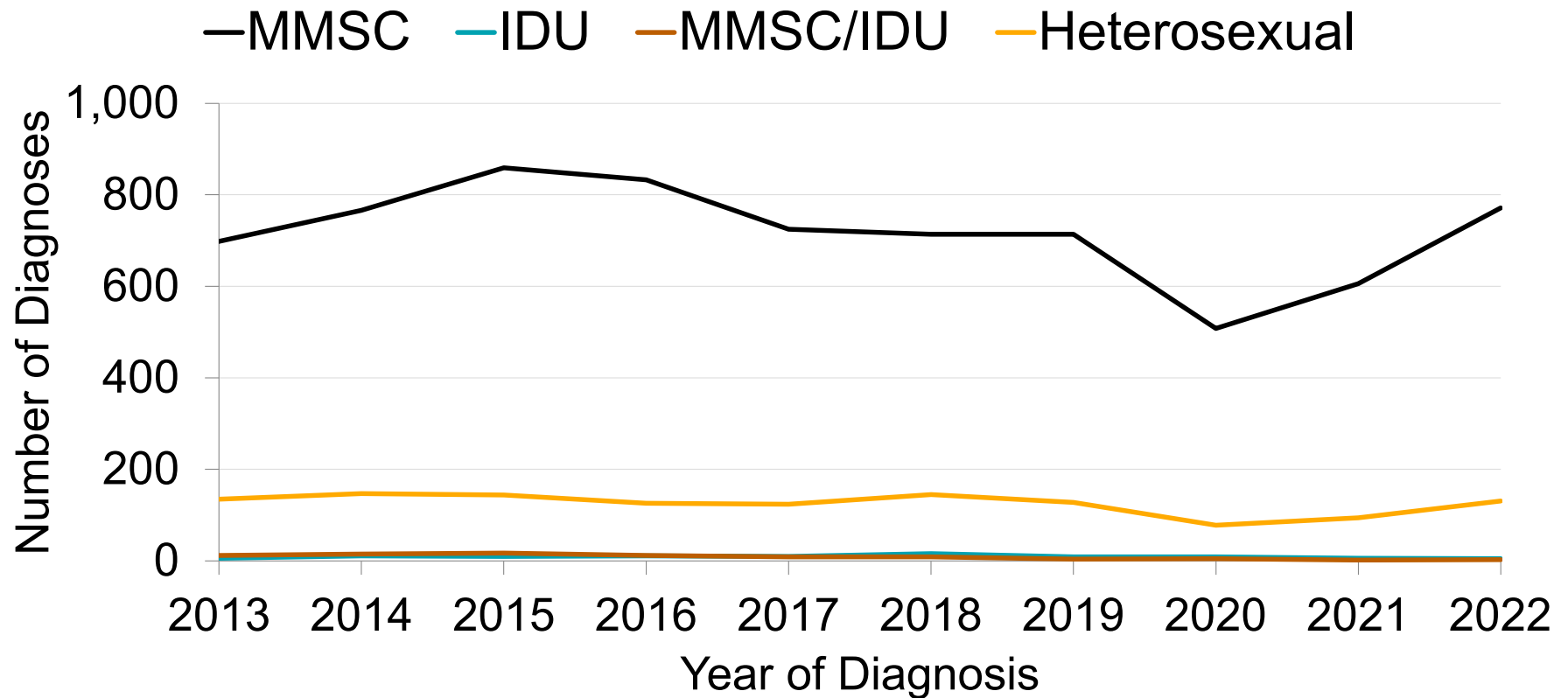
Adult HIV Diagnosis Rates by Sex And Race or Ethnicity, 2022, Miami-Dade County



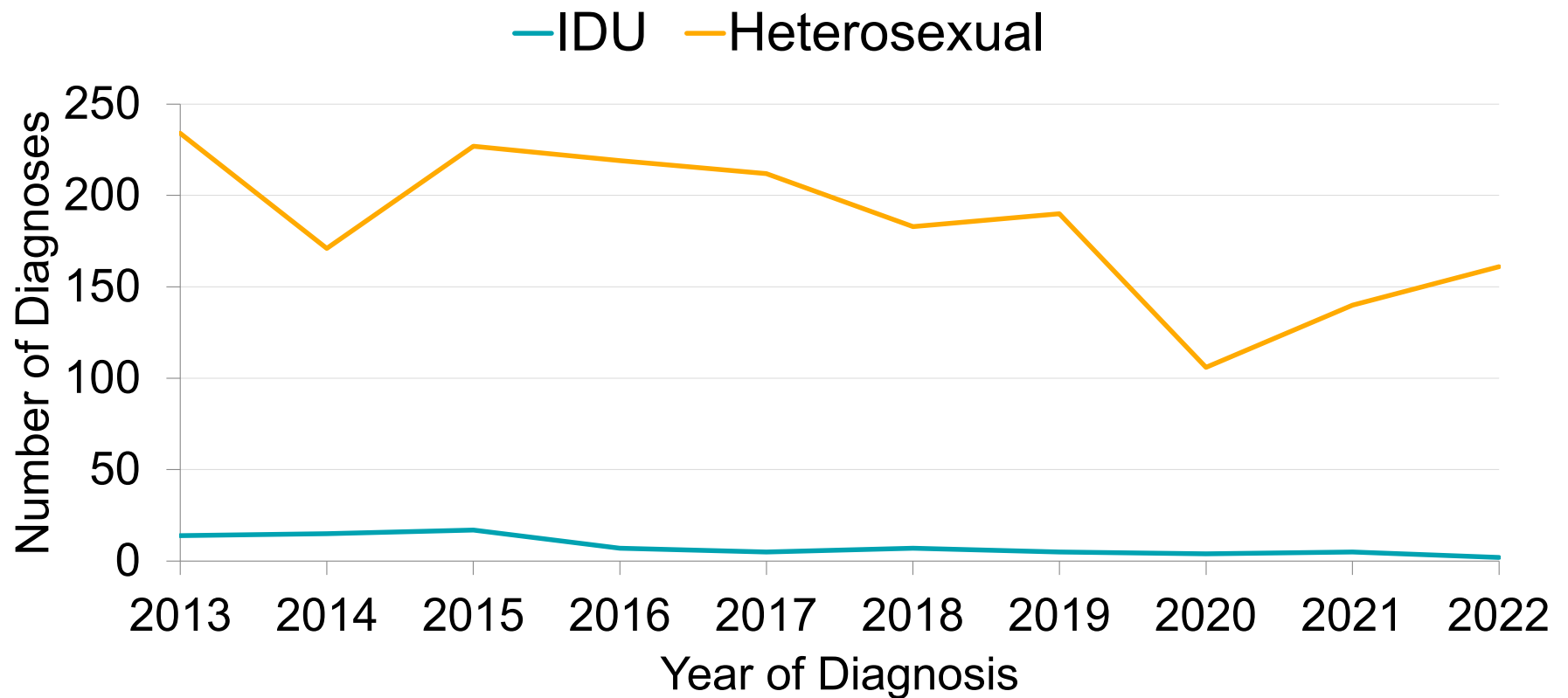
Adult HIV Diagnoses By Sex and Age at Diagnosis, 2022, Miami-Dade County

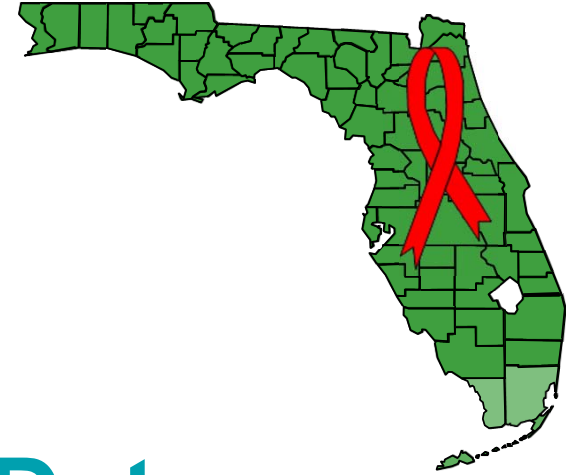


Adult Male HIV Diagnoses by Mode of Exposure, 2013–2022, Miami-Dade County



Adult Female HIV Diagnoses by Mode of Exposure, 2013–2022, Miami-Dade County



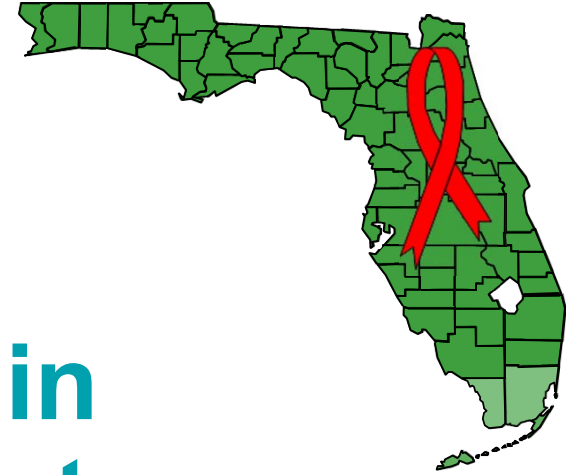


HIV Co-morbidity Data

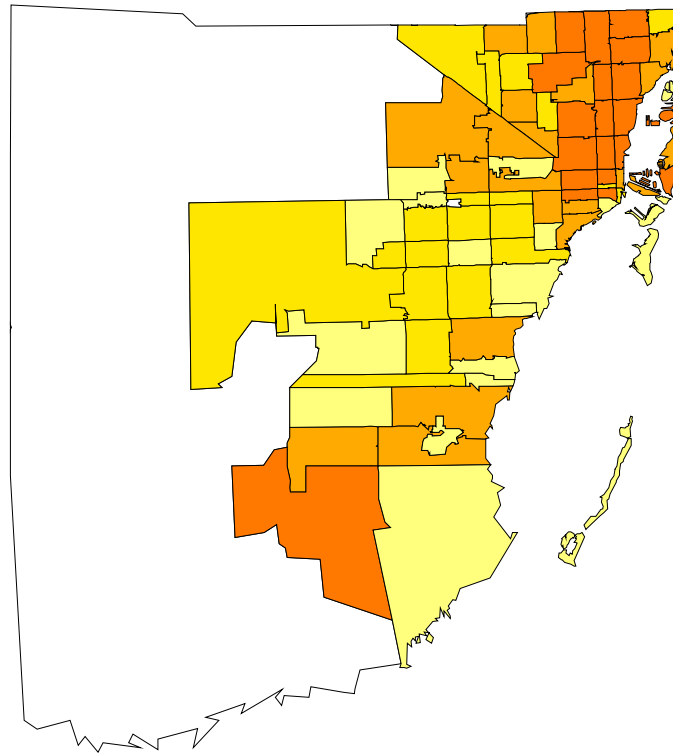

PWH with a Co-occurring Diagnosis of an STI by Type and Year of STI Report, 2018–2022, Miami-Dade County

Year of STI Report	HIV/ Early Syphilis ¹	HIV/ Chlamydia	HIV/ Gonorrhea
2018	934	804	814
2019	1,005	964	1,042
2020	1,104	844	962
2021	1,255	1,210	1,197
2022	1,242	1,234	1,272
Percentage Change	33%	53%	56%

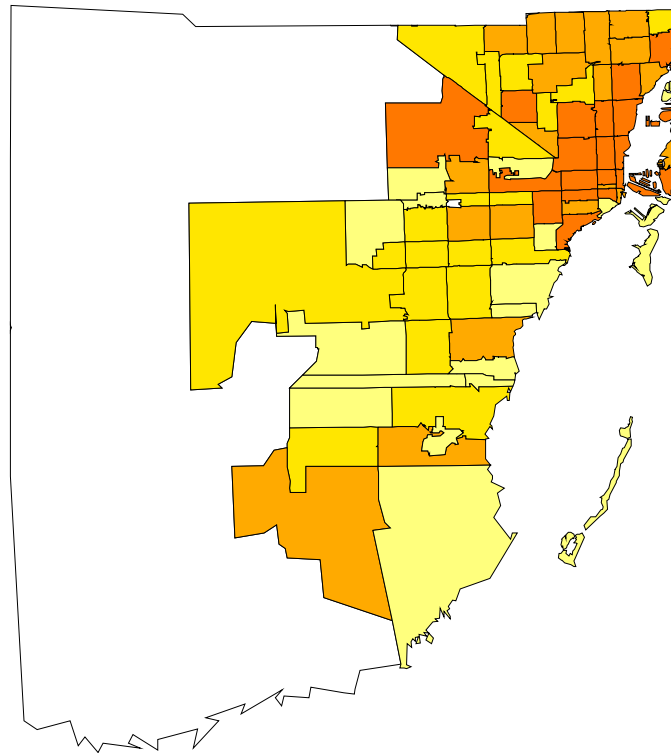

HIV Prevalence in Miami-Dade County



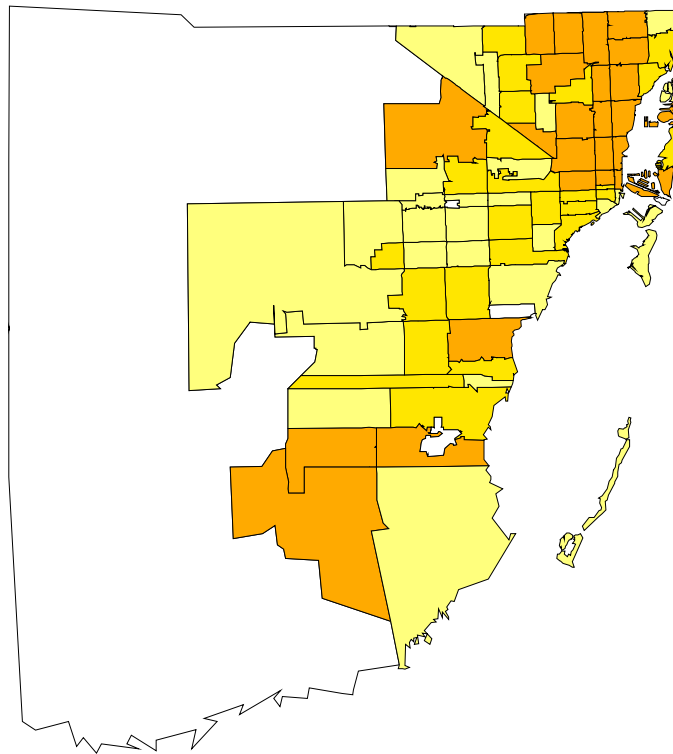
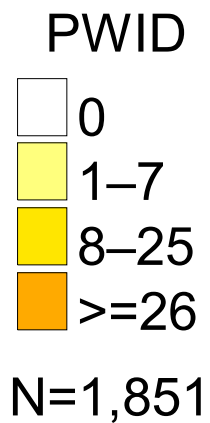
Adult PWH by ZIP Code of Residence,¹ 2022 Living in Miami-Dade County



MSM¹ with HIV by ZIP Code of Residence,² 2022 Living in Miami-Dade County

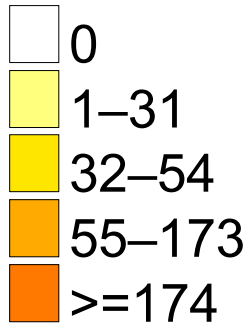


PWID¹ with HIV by ZIP Code of Residence,² 2022 Living in Miami-Dade County

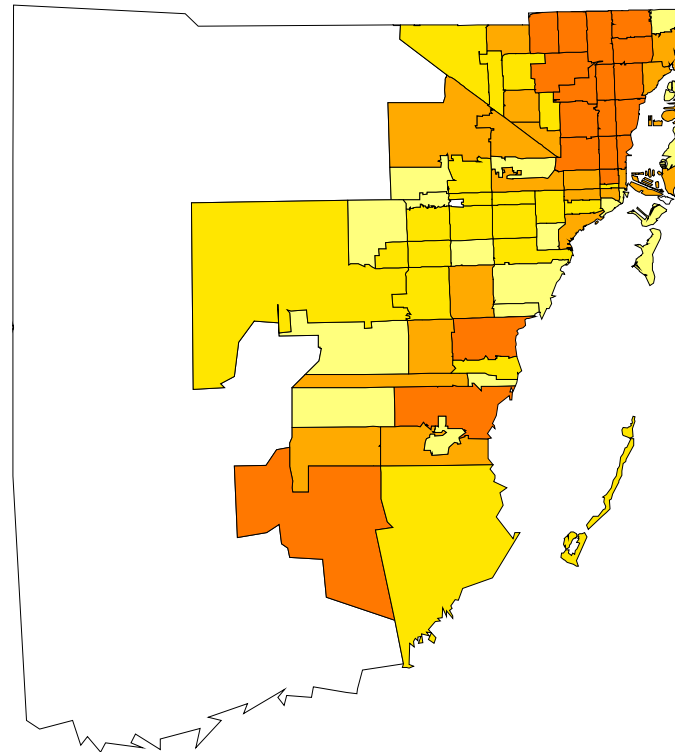


Persons with Heterosexual Contact with HIV by ZIP Code of Residence,¹ 2022, Living in Miami-Dade County

Heterosexual Contact

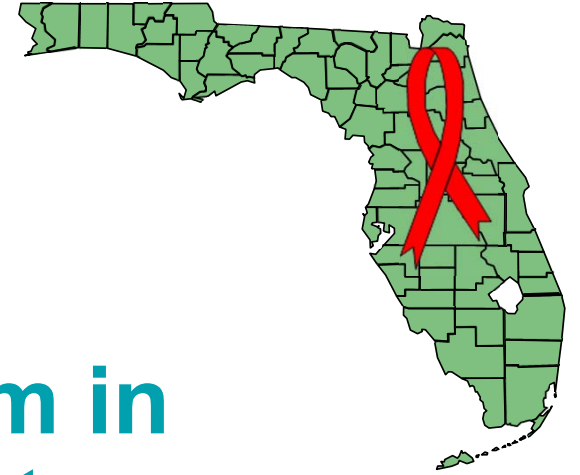


N=9,433






Adults with HIV, 2022, Living in Miami-Dade County

		Male #	%	Female #	%	Total #	%
Race/ Ethnicity	White	2,474	8%	281	<1%	2,755	9%
	Black	6,436	22%	4,430	15%	10,866	37%
	Hispanic/Latino	12,942	45%	1,828	6%	14,770	51%
	Other	263	<1%	75	<1%	338	1%
Age Group	13-19	37	<1%	16	<1%	53	<1%
	20-29	1,456	5%	315	1%	1,771	6%
	30-39	4,239	14%	871	3%	5,110	17%
	40-49	4,108	14%	1,309	4%	5,417	18%
	50+	12,275	42%	4,103	14%	16,378	57%
Mode of Exposure	MMSC	16,785	58%	0	<1%	16,785	58%
	IDU	763	2%	524	1%	1,286	4%
	MMSC/IDU	612	2%	0	<1%	612	2%
	Heterosexual Contact	3,700	12%	5,906	20%	9,606	33%
	Other Sexual Contact	117	<1%	3	<1%	120	<1%
	Other risk	138	<1%	182	<1%	320	1%



HIV Care Continuum in Miami-Dade County

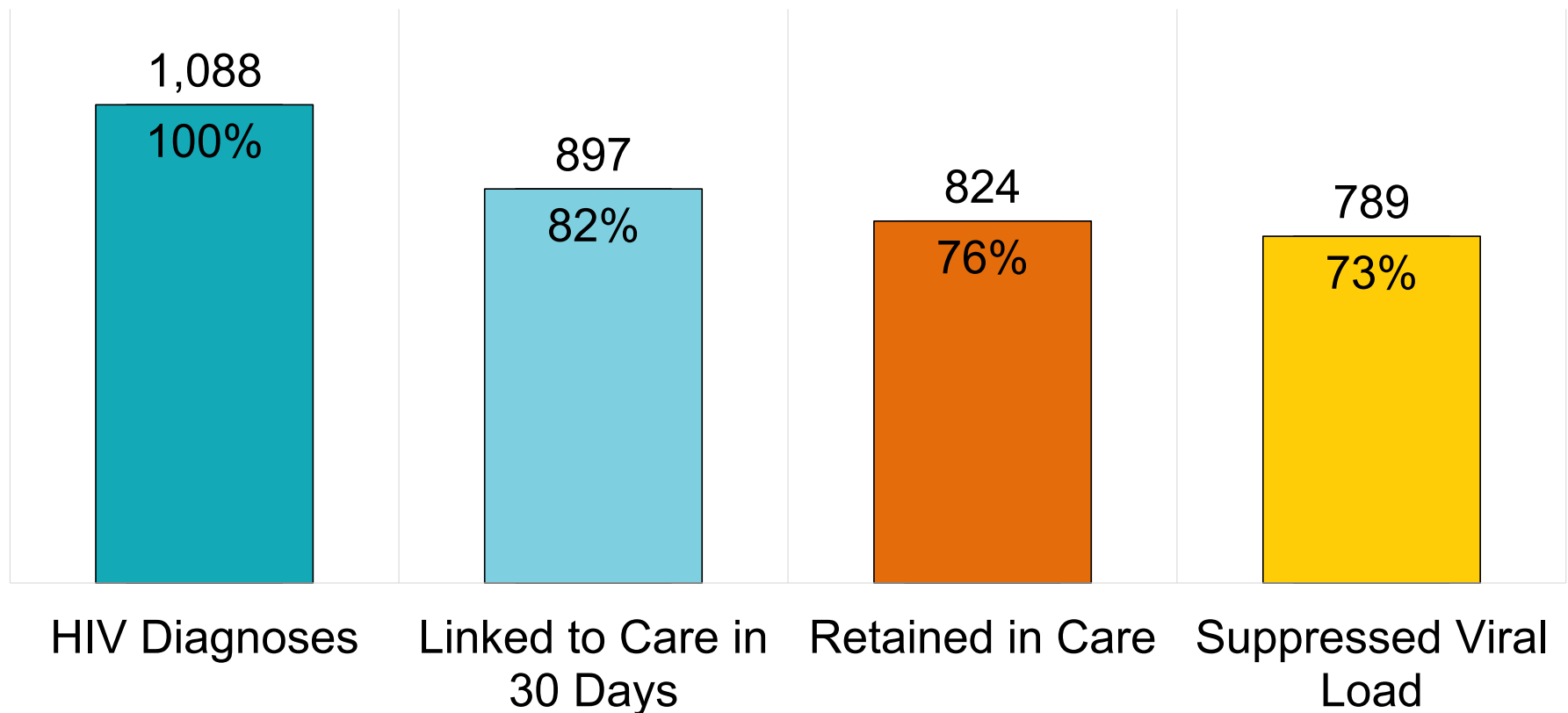
HIV Care Continuum Definitions

-  **PWH:** Persons with HIV living in Florida at the end of 2022.
-  **In Care:** PWH with at least one documented VL or CD4 lab, medical visit, or prescription from 1/1/2022 through 3/31/2023.
-  **Retained in Care:** PWH with two or more documented VL or CD4 labs, medical visits or prescriptions at least three months apart from 1/1/2022 through 6/30/2023.

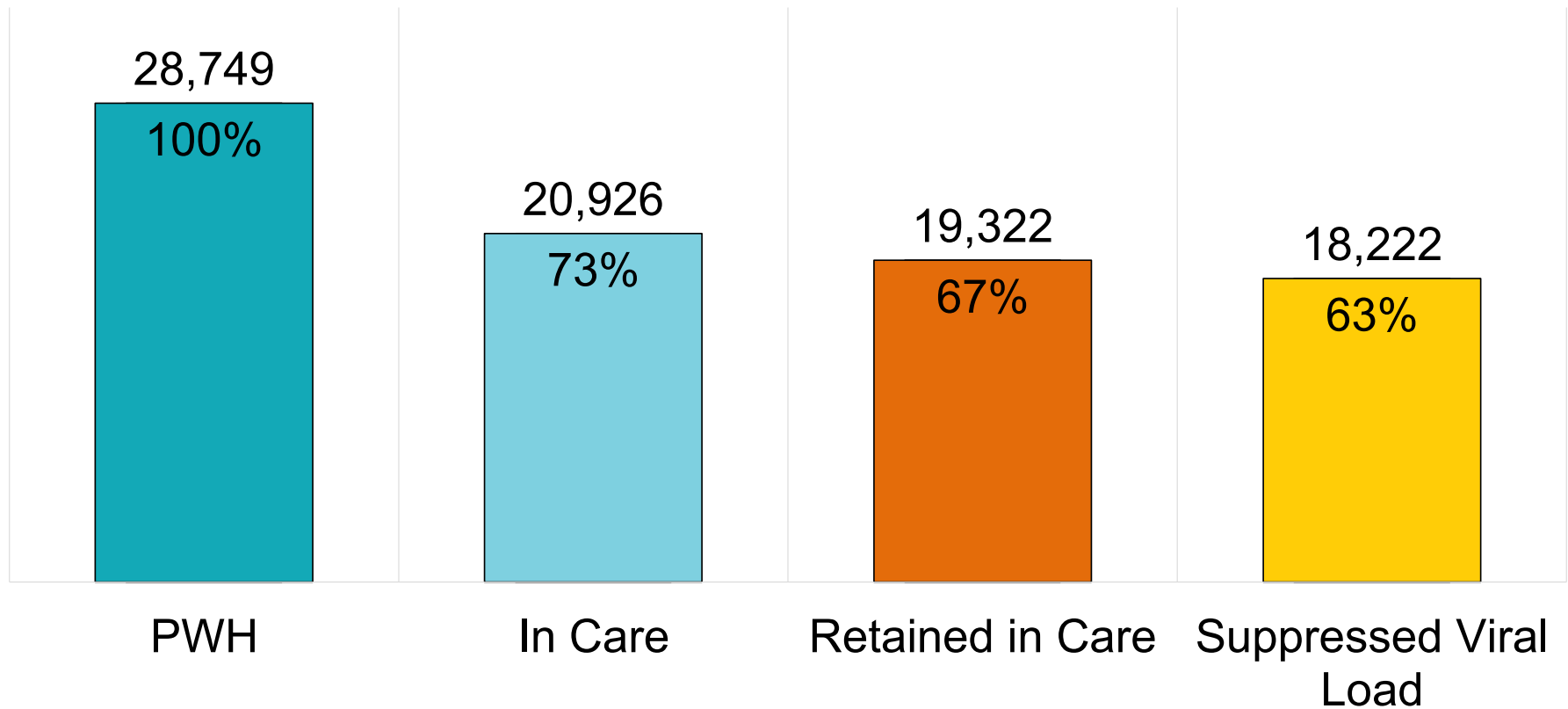
HIV Care Continuum Definitions, continued

- Suppressed Viral Load:** PWH with a suppressed VL (<200 copies/mL) on their last VL lab from 1/1/2022 through 3/31/2023.
- Not in Care:** PWH with no documented VL or CD4 lab, medical visit or prescription from 1/1/2022 through 3/31/2023.
- Linked to Care:** PWH with at least one documented VL or CD4 lab, medical visit, or prescription following their first HIV diagnosis date.

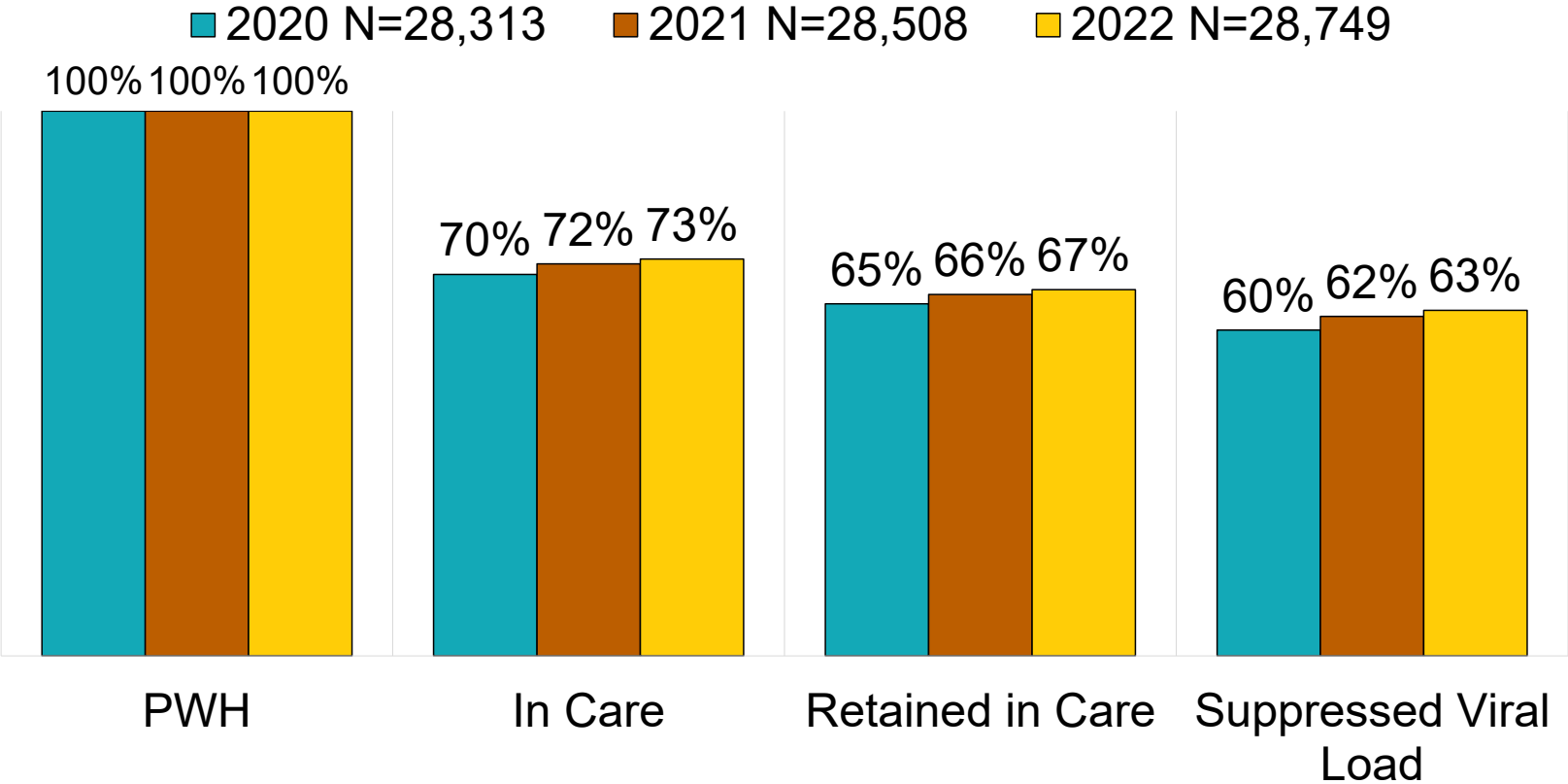
Persons Who Received an HIV Diagnosis Along the HIV Care Continuum in 2022, Miami-Dade County



PWH Along the HIV Care Continuum in 2022, Living in Miami-Dade County

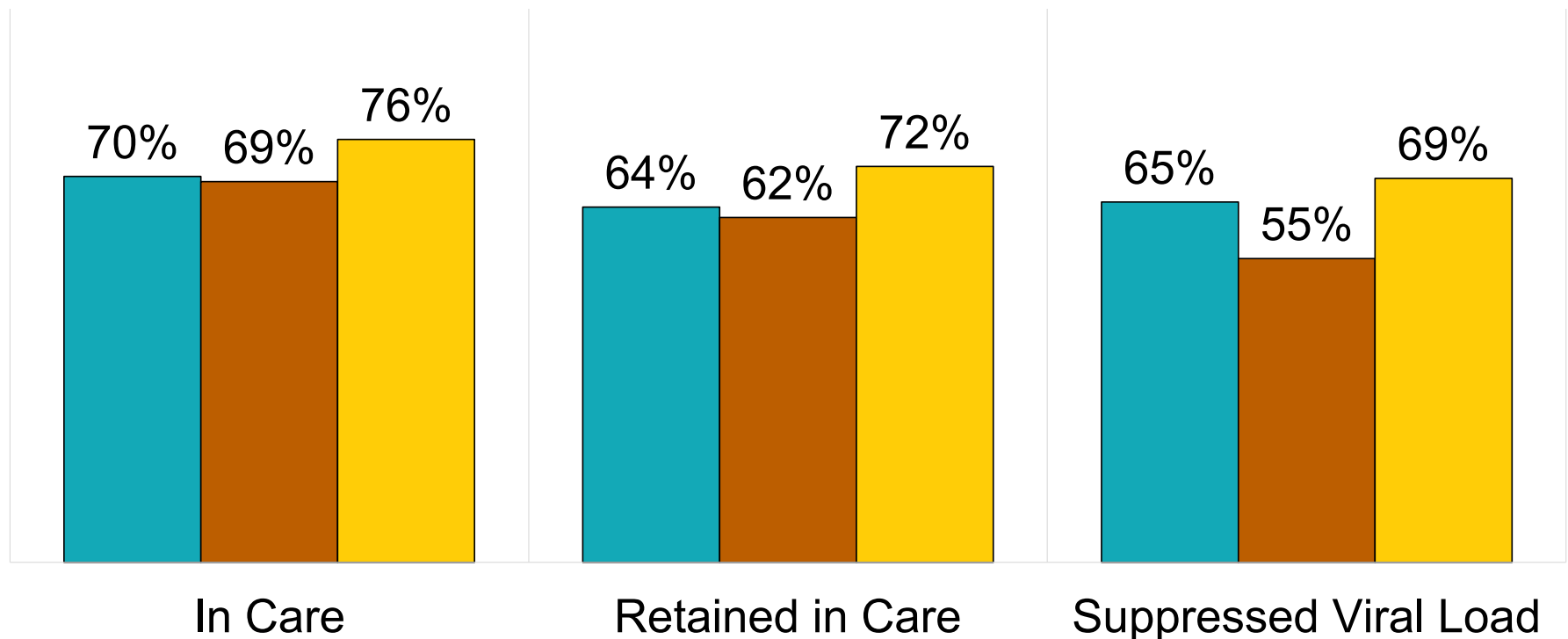


PWH Along the HIV Care Continuum, 2020–2022, Living in Miami-Dade County



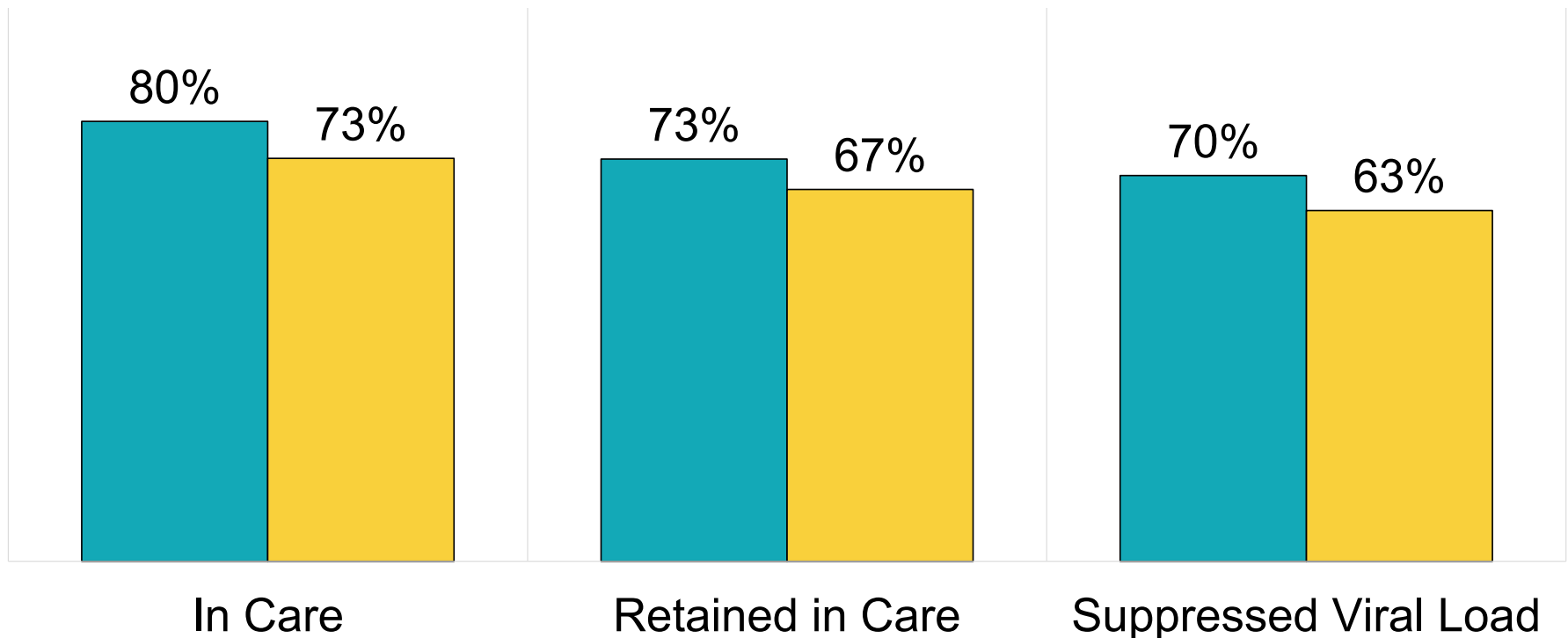
PWH by Race or Ethnicity Along the HIV Care Continuum In 2022, Living in Miami-Dade County

■ White N=2,755 ■ Black N=10,878 ■ Hispanic/Latino N=14,776



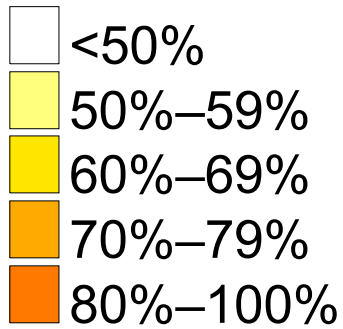
PWH Along the HIV Care Continuum in 2022, Living in Florida Compared to Miami-Dade County

■ Florida N=124,577 ■ Miami-Dade County N=28,749

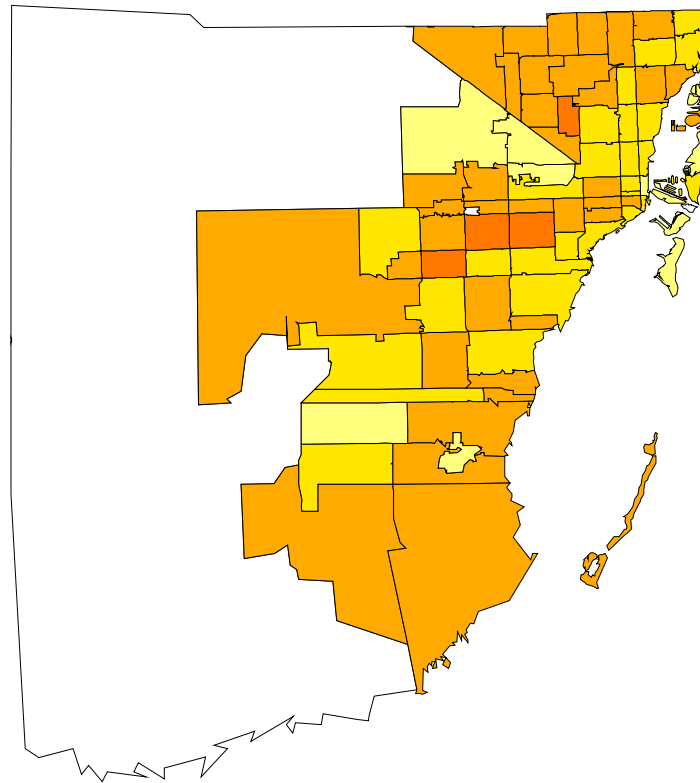


Percentage of PWH Who Were Retained in Care by ZIP Code of Residence¹ in 2022, Living in Miami-Dade County

Retained in Care

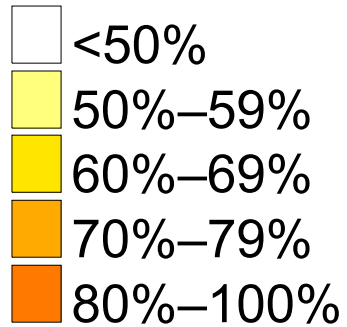


Overall 68%

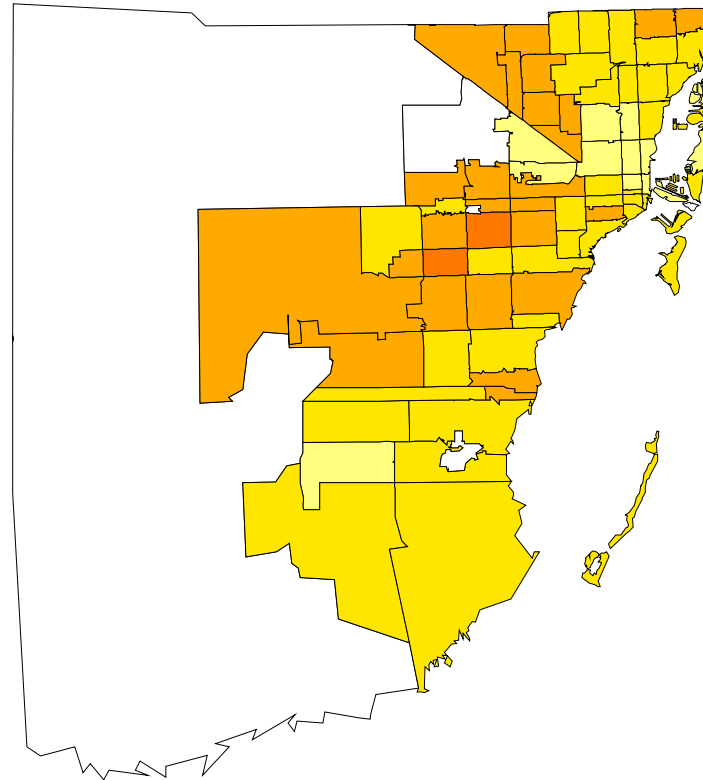


Percentage of PWH Who Had a Suppressed VL by ZIP Code of Residence,¹ 2022, Living in Miami-Dade County

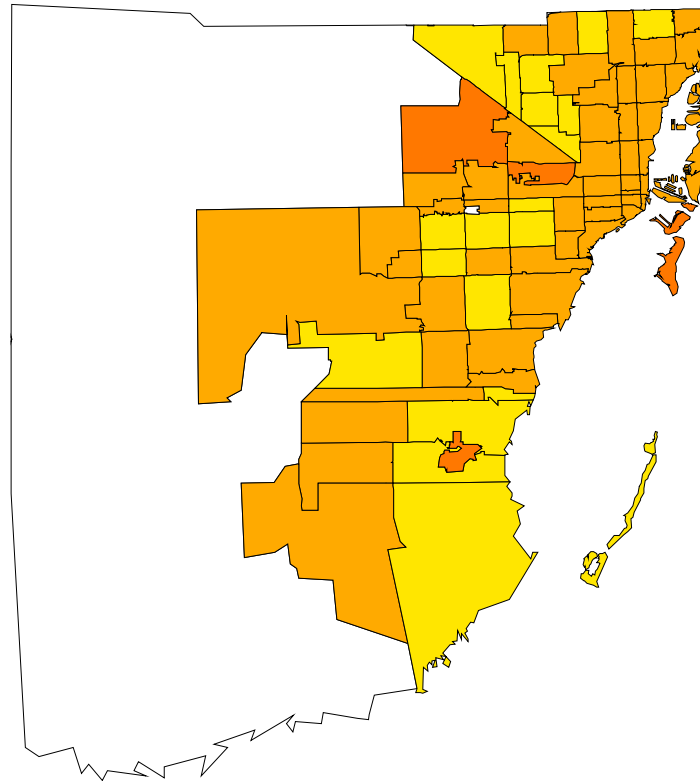
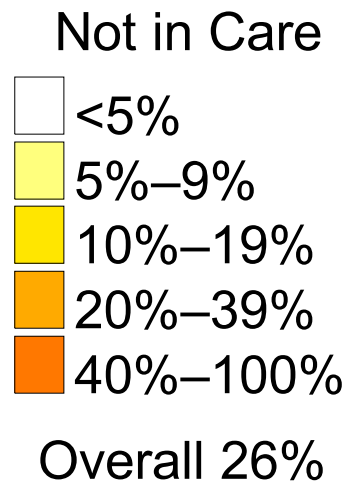
Suppressed VL



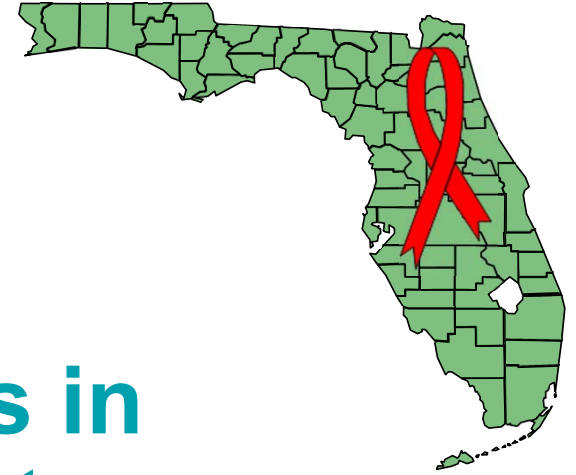
Overall 64%



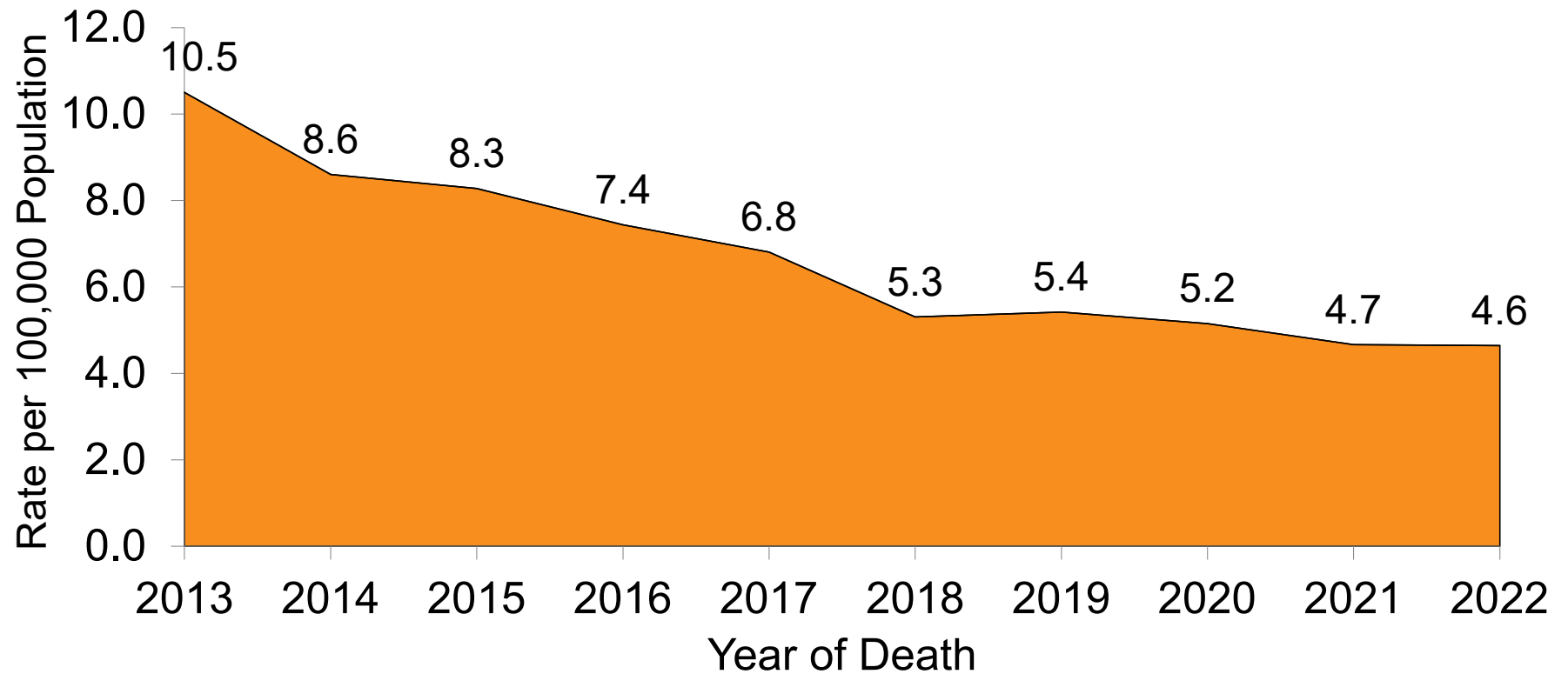
Percentage of PWH Who Were Not in Care by ZIP Code of Residence¹ in 2022, Living in Miami-Dade County



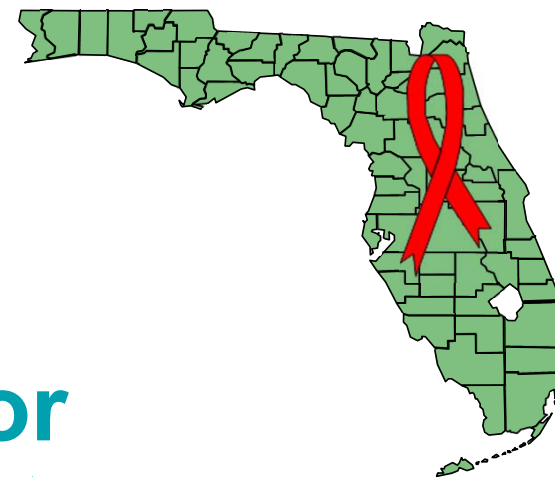
HIV-Related Deaths in Miami-Dade County



Rate of HIV-Related Deaths 2013–2022, Miami-Dade County



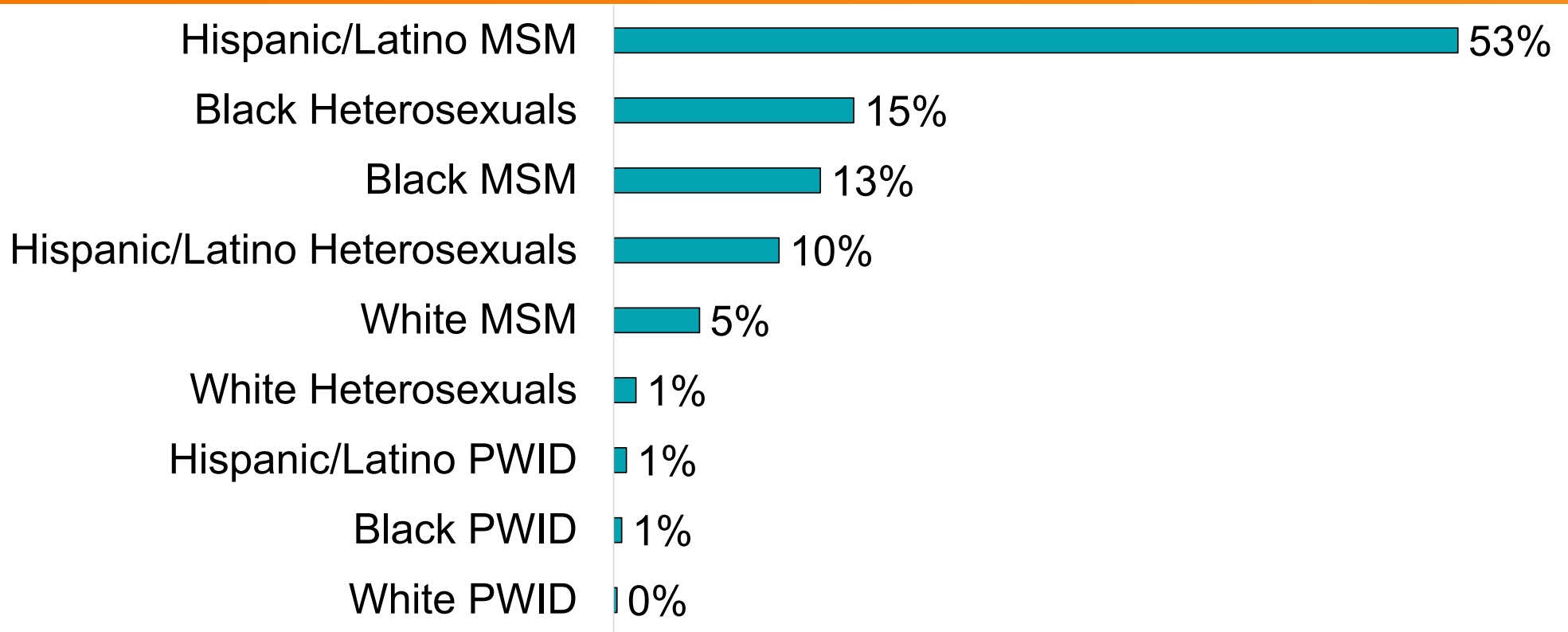
HIV Prevention for Miami-Dade County



Priority Populations for Primary HIV Prevention

- 🧣 These data were calculated from HIV diagnoses 2020–2022 and represent the proportion of each race or mode of exposure group to the total diagnoses.
- 🧣 These data are used to identify and prioritize testing, PrEP and other HIV prevention services to those at greatest risk for acquiring HIV in Florida.

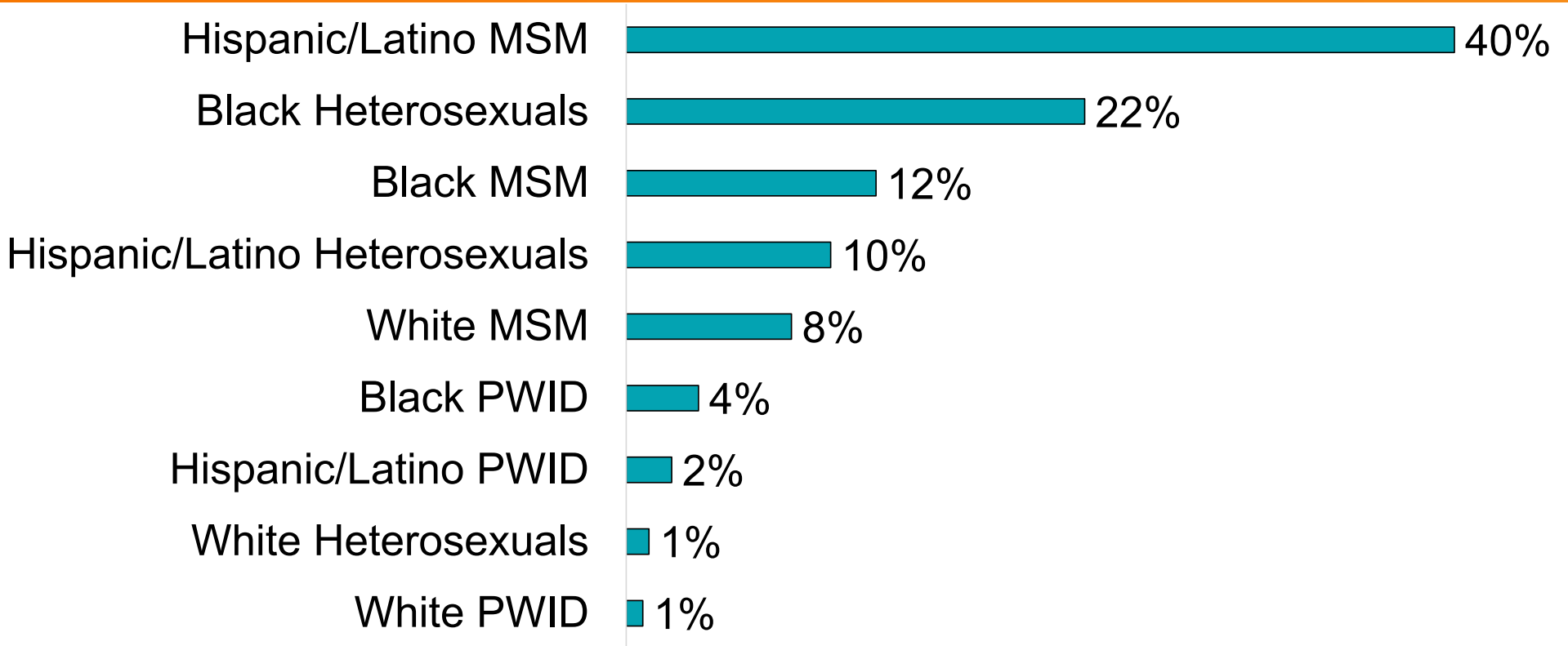
Priority Populations for Primary HIV Prevention in 2022, Miami-Dade County



Priority Populations for Prevention for PWH

- 🧣 These data were calculated from PWH living in Florida at year-end 2022 and represent the proportion of each race or mode of exposure group to the total PWH.
- 🧣 These data are used to prevent further transmission of HIV for those already diagnosed with HIV by providing linkage to care and other services to improve health outcomes and viral suppression to those who need it.

Priority Prevention Populations for PWH In 2022, Living in Miami-Dade County



HIV Testing

Everyone between the ages of 13 and 64 should get tested for HIV at least once. Persons at [increased risk](#) for HIV should get tested at least annually. Visit knowyourhivstatus.com for testing options in your area or to order a free at-home testing kit.

[Florida law](#) (section 384.31, Florida Statutes) requires all pregnant women to be tested for HIV and other STIs at their initial prenatal care visit, again at 28–32 weeks and at labor and delivery if their HIV status is unknown.

PrEP

PrEP medication, taken as directed, can reduce the risk of acquiring HIV through sexual contact by over 90% and through injection drug use by 70%. Condoms are still important during sex to prevent other STIs and unwanted pregnancy. STIs are increasing in Florida and can increase HIV risk. To find a PrEP provider who can help you decide if PrEP is right for you, visit prelocator.org.

Antiretroviral Therapy (ART)

For PWH, starting ART as soon as possible improves health outcomes and quality of life by reducing viral load and the risk of disease progression. People living with HIV who take antiretroviral medication as prescribed and achieve and maintain an undetectable viral load cannot transmit HIV to their sexual partners. ART is recommended for all PWH, regardless of how long they have had HIV or how well they feel. To find a care provider or to learn more about the resources available to PWH, visit floridaaids.org.

Florida HIV/AIDS Hotline

1-800-352-2437 English
1-800-545-7432 Spanish
1-800-243-7101 Haitian Creole
1-888-503-7118 Hearing/Speech Impaired
211bigbend.org/flhivaidshotline
Text 'FLHIV' or 'flhiv' to 898211

For more information, email
DiseaseControl@flhealth.gov

Some Useful Links

Department of Health HIV/AIDS Section
floridaaids.org

Department of Health, FLHealthCHARTS
[FLHealthCHARTS.gov: Home](http://FLHealthCHARTS.gov)

Ending the HIV Epidemic (EHE) Dashboard
<https://www.flhealthcharts.gov/EHE/rdPage.aspx?rdReport=Overview>

CDC HIV Surveillance Reports (State and Metro Data)
cdc.gov/hiv/library/reports/hiv-surveillance.html

CDC's Morbidity and Mortality Weekly Report (Special Articles on Diseases, Including HIV)
cdc.gov/mmwr

U.S. Census Data (Available by State and County)
census.gov

World Health Organization: who.int/data/gho/data/themes/hiv-aids

Florida HIV/AIDS Surveillance Data Miami-Dade County Contact

Anthoni Llau

Florida Department of Health in
Miami-Dade County

Phone: 305-470-6984

Email: Anthoni.Llau@flhealth.gov

HIV/AIDS surveillance data are frozen on June 30 for the previous calendar year. These are the same data used for FLHealth CHARTS and all grant-related data.

flhealthcharts.com/charts/CommunicableDiseases/default.aspx

DEPARTMENT OF HEALTH

Thank you!

