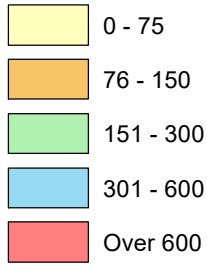



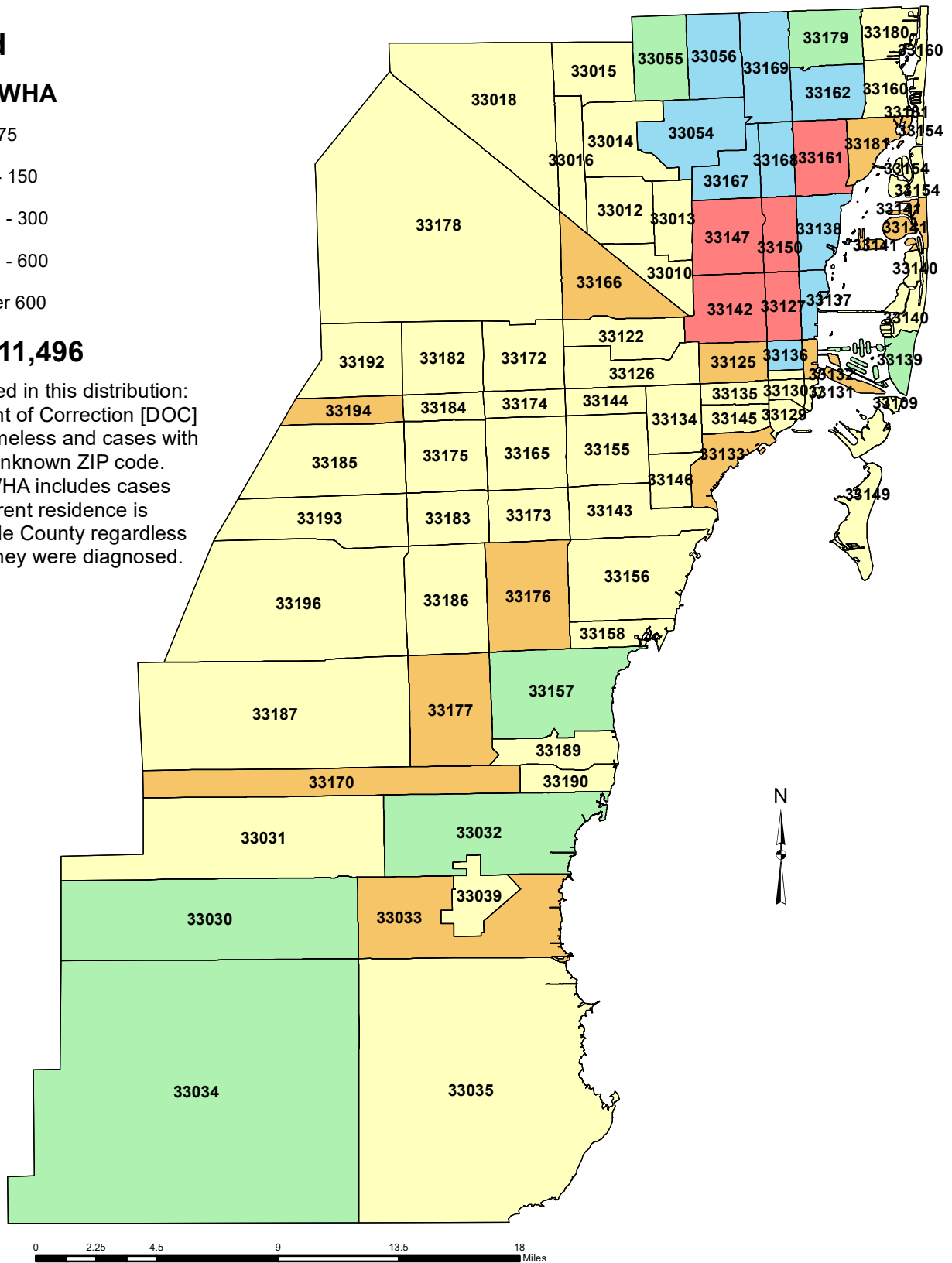
Legend

Blacks LWHA



Total = 11,496

Not included in this distribution:
 Department of Correction [DOC] cases, homeless and cases with wrong or unknown ZIP code.
 People LWHA includes cases whose current residence is Miami-Dade County regardless of where they were diagnosed.



**FLORIDA DEPARTMENT OF HEALTH IN MIAMI-DADE COUNTY
 BLACK PEOPLE LIVING WITH HIV OR AIDS [LWHA] IN 2016
 DATA AS OF JUNE 2017**

Scale: 1:350,000
 Map Unit: Decimal Degrees
 Distance Unit: Miles
 Classification: Natural Breaks
 Projection: Transverse-Mercator
 Author: Rodolfo Boucugnani